



New Zealand Athletes at Major Championships

1908 - 2020



Researched and compiled by Dr Stephen Hollings ©2016

New Zealand Athletes at Major Championships 1908 - 2020

Introduction

This booklet has been produced to document the achievements of New Zealand athletes when competing at major athletics competitions. The competitions include the World Athletics Championships, World Indoor Athletics Championships (formerly the World Indoor Games), Olympic Games, Commonwealth Games, plus those out of stadia competitions organised by the IAAF or their affiliates. Performances by New Zealand para athletes who competed at a Paralympics and/or an IPC World Championships are also included. New Zealand has been represented at most of the above competitions since 1908.

The data outlines the number of athletes from New Zealand who competed at each Championship/Games/Competition, together with their event, their performance, and their finishing position. Where the finishing position is stated in brackets (), this signifies their finishing position overall. Unfortunately, in many earlier competitions, finishing performances were not recorded.

Recently, Athletics New Zealand has set Performance Targets for future track and field teams. It is therefore appropriate to show how teams of the past have fared. For World Championships and Olympic Games, the performances have been collated into medals, top 8 finishers and top 16 finishers. For the Commonwealth Games, performances have been collated into medals, and top 8 finishers.

My thanks are due to Murray McKinnon for data on the Cross Country Championships, and for edits to the entries. Also thanks to Raylene Bates for supplying the data on the para athletes performances and to Brianna Maynard for the layout and typesetting of the para athlete data.

This booklet will be updated yearly.

Should you discover any errors /omissions that need correcting, please let me know at hollings@athletic.co.nz

Stephen Hollings PhD



24 Long Street, Torbay
North Shore City, 0630
New Zealand
Tel: +64 9 473 6169
Mobile : +64 21 783886
email: hollings@athletic.co.nz

May 2020

© 2016. Stephen Hollings

Notes

Competitions

Only the major competitions where all New Zealand athletes are eligible for selection are listed. The list therefore does not include World University Games, or Oceania and Oceania Regional Championships. The World Cup/Continental Cup is a competition contested by athletes from Oceania or Oceania/Asia and is also not included.

Names

I have used the name of the athlete as it appears in the results of the competition. In subsequent competitions the first name of the athlete may be spelled differently, e.g., Philip or Phillip, or may have been abbreviated to e.g., Phil.

Some women athletes have competed under their maiden name and at subsequent competitions have competed under their married name. The following is a list of New Zealand women who have competed under both their maiden name and their married name

Maiden Name

Valerie Adams
Angela Smit
Danielle Trevis
Leonara Joy
Lucy Van Dalen
Anne Garrett
Christine Hughes
Diane Zorn
Valerie Sloper
Kirsten Smith
Jayne Mitchell
Jessica Hamill

Married Name

Valerie Vili
Angela Petty
Danielle Ingram
Leonora Joy-Petrina
Lucy Oliver
Anne Audain
Christine Pfitzinger
Diane Rodger
Valerie Young
Kirsten Hellier
Jayne Moffitt
Jessica Gillan

Note also that there are two athletes named Lucy Oliver in the lists. Lucy Oliver (nee Van Dalen) competed at the 2016 Olympic Games, whilst (a different) Lucy Oliver competed in the JW Race at the 2006 World Cross Country Championships.

Commonwealth Games

Please note that track distances at the Commonwealth Games were in Imperial measure until metric distances were introduced in 1970. The exceptions were that the Women's 80 metre hurdles were held between 1934 and 1966 and the 3000m Steeplechase for Men was held in 1962 and 1966.

Walking Championships

The first edition, held in 1961 was called the IAAF World Race Walking Cup (also called the Lugano Trophy). In 1977 the name was changed to become the IAAF Race Walking World Cup. In 2016 the Championships became the IAAF World Race Walking Team Championships.

Mountain Running

The first Championship held in 1985 was called the World Mountain Running Trophy. In 2009 they became the World Mountain Running Championships.

Junior & Youth Championships

Details of all New Zealand Junior athletes and Youth athletes who competed at either or both of the World Junior Championships and World Youth Championships are contained in separate publications.

Abbreviations used

y	yards
m	metres
k	kilometres
mi	miles
h	hurdles
W	walk
R	Relay
LJ	Long Jump
HJ	High Jump
TJ	Triple Jump
PV	Pole Vault
SP	Shot Put
DT	Discus Throw
HT	Hammer Throw
JT	Javelin Throw
Dec	Decathlon
Hep	Heptathlon
Mar	Marathon
S	Steeplechase
StHJ	Standing High Jump
nt	no time/performance recorded
DQ	disqualified
DNF	did not finish
SM	Senior Men
SW	Senior Women
JM	Junior Men
JW	Junior Women
-S	short course (cross country)
-L	long course (cross country)

New Zealand Medalists at Major Championships 1908 - 2020

1908

Olympic Games

B Harry Kerr – 3500W

1924

Olympic Games

B Arthur Porritt – 100m

1930

British Empire Games

G John Savidan – 6miles

G Stan Lay – Javelin Throw

1934

British Empire Games

G Jack Lovelock – 1mile

B Harold Brainsby – Triple Jump

1936

Olympic Games

G Jack Lovelock – 1500m

1938

British Empire Games

G Vernon Boot – 880y

G Cecil Matthews – 3miles

G Cecil Matthews – 6miles

S Stan Lay – Javelin Throw

S New Zealand – 1760y Relay

B James Leckie – Hammer Throw

B Rona Tong – 80m hurdles

B Elizabeth Forbes – High Jump

1950

British Empire Games

G Harold Nelson – 6miles

G Yvette Williams – Long Jump

S Harold Nelson – 3miles

S John Holland – 440y hurdles

S Bevan Hough – Long Jump

S June Schoch – 80m hurdles

S Yvette Williams – Javelin Throw

S New Zealand Women – 440y Relay

B Don Jowett – 220y

B David Batten – 440y

B Mossie Marshall – 1mile

B Noel Taylor – 6miles

B James Clarke – Marathon

B Dare Dephoff – Long Jump

B New Zealand Men – 440y Relay

B New Zealand Men – 1760y Relay

B Joan Shackleton – 80m hurdles

B

Noeline Swinton – High Jump

B

Ruth Dowman – Long Jump

B

Cleo Rivett-Carnac – Javelin Throw

1952

Olympic Games

G

Yvette Williams – Long Jump

B

John Holland – 400m hurdles

1954

British Empire & Commonwealth Games

G

Don Jowett – 220y

G

Yvette Williams – Long Jump

G

Yvette Williams – Shot Put

G

Yvette Williams – Discus Throw

S

Don Jowett – 440y

1956

Olympic Games

G

Norman Read – 50k Walk

1958

British Empire & Commonwealth Games

G

Murray Halberg – 3miles

G

Valerie Sloper – Shot Put

S

Les Mills – Discus Throw

S

Mary Donaghy – High Jump

S

Jennifer Thompson – Discus Throw

B

Neville Scott – 3miles

B

Merv Richards – Pole Vault

B

Dave Norris – Triple Jump

B

Valerie Sloper – Discus Throw

1960

Olympic Games

G

Peter Snell – 800m

G

Murray Halberg – 5000m

B

Barry Magee – Marathon

1962

British Empire & Commonwealth Games

- G** Peter Snell – 880y
- G** Peter Snell – 1mile
- G** Murray Halberg – 3miles
- G** Val Sloper – Shot Put
- G** Val Sloper – Discus Throw
- S** John Davies – 1mile
- S** Dave Norris – Long Jump
- S** Doreen Porter – 100y
- S** Marise Chamberlain – 880y
- B** Avis McIntosh – 80m hurdles
- B** New Zealand Women – 440y Relay

1964

Olympic Games

- G** Peter Snell – 800m
- G** Peter Snell – 1500m
- B** John Davies – 1500m
- B** Marise Chamberlain – 800m

1965

International Cross Country Championships

- B** Team – Senior Men's Race

1966

British Empire & Commonwealth Games

- G** Peter Welsh – 3000m Steeplechase
- G** Les Mills – Discus Throw
- G** Roy Williams – Decathlon
- G** Valerie Sloper – Shot Put
- G** Valerie Sloper – Discus Throw
- S** Les Mills – Shot Put
- B** Ian Studd – 1mile
- B** Mike Ryan – Marathon
- B** Robin Tait – Discus Throw
- B** Norman Read – 20miles Walk

1967

International Cross Country Championships

- S** Team – Senior Men's Race
- B** Bryan Rose – Senior Men's Race

1968

Olympic Games

- B** Mike Ryan – Marathon

1969

International Cross Country Championships

- S** Team – Senior Women's Race
- B** Val Robinson – Senior Women's Race

1970

British Commonwealth Games

- S** Dick Quax – 1500m
- S** Les Mills – Discus Throw
- S** Barbara Beable – Shot Put
- B** Les Mills – Shot Put

1971

International Cross Country Championships

- S** Team – Senior Women's Race
- B** Eddie Gray – Senior Men's Race

1972

Olympic Games

- B** Rod Dixon – 1500m

1973

World Cross Country Championships

- B** Team – Senior Men's Race
- B** Rod Dixon – Senior Men's Race

1974

British Commonwealth Games

- G** Dick Tayler – 10000m
- G** Robin Tait – Discus Throw
- S** John Walker – 1500m
- S** Jack Foster – Marathon
- S** Sue Haden – 800m
- S** Valerie Sloper – Shot Put
- B** Bevan Smith – 200m
- B** John Walker – 800m

1975

World Cross Country Championships

- G** Team – Senior Men's Race
- S** Team – Senior Women's Race

1976

Olympic Games

- G** John Walker – 1500m
- S** Dick Quax – 5000m

1977

World Cross Country Championships

- B** Team – Senior Women's Race

1978

Commonwealth Games

- S** Mike O'Rourke – Javelin Throw
- S** Heather Thompson – 3000m

1982

Commonwealth Games

- G** Mike O'Rourke – Javelin Throw
- G** Anne Audain – 3000m
- S** John Walker – 1500m
- B** Steve Walsh – Long Jump
- B** Lorraine Moller – 1500m
- B** Lorraine Moller – 3000m

World Cross Country Championships

- B** Rod Dixon – Senior Men's Race

1984

World Cross Country Championships

- B** Team – Senior Women's Race

1985

World Indoor Games

- B** Kim Robertson – 200m

1986

Commonwealth Games

- S** Anne Audain – 10000m
- S** Lorraine Moller - Marathon
- B** Gavin Lovegrove – Javelin Throw
- B** Simon Poelman – Decathlon

World Cross Country Championships

- S** Team – Senior Women's Race

1990

Commonwealth Games

- G** Tanya Dixon – High Jump
- S** Simon Poelman – Decathlon
- S** Anne Judkins – 10k
- B** Peter O'Donoghue – 1500m
- B** Simon Poelman – Pole Vault
- B** Angus Cooper – Hammer Throw
- B** Gavin Lovegrove – Javelin Throw
- B** Barbara Moore – 10000m
- B** Tracy Phillips – High Jump

1992

Olympic Games

- B** Lorraine Moller – Marathon

1994

Commonwealth Games

- S** Beatrice Faumuina – Discus Throw
- S** Kirsten Smith – Javelin Throw
- S** Courtney Ireland – Shot Put
- B** Gavin Lovegrove – Javelin Throw
- B** Scott Nelson – 30k Walk

1997

World Championships

- G** Beatrice Faumuina – Discus Throw

World Mountain Running Trophy

- B** Melissa Moon – Senior Women's Race

1998

Commonwealth Games

- G** Beatrice Faumuina – Discus Throw
- B** Joanne Henry – Heptathlon

World Mountain Running Trophy

- G** Jonathan Wyatt – Senior Men's Race
- S** Team – Senior Women's Race
- B** Melissa Moon – Senior Women's Race

1999

World Mountain Running Trophy

- S** Team – Senior Women's Race
- B** Maree Bunce – Senior Women's Race
- B** Jason Woolhouse – Junior Men's Race
- B** Team – Senior Men's Race

2000

World Mountain Running Trophy

- G** Jonathan Wyatt – Senior Men's Race
- G** Team – Senior Women's Race
- B** Team – Senior Men's Race

2001

World Mountain Running Trophy

- G** Melissa Moon – Senior Women's Race
- S** Sarah Devoy – Junior Women's Race
- B** Team – Junior Women's Race

2002

Commonwealth Games

- G** Beatrice Faumuina – Discus Throw
- S** Phil Jensen - Hammer Throw
- S** Craig Barrett – 50k Walk
- S** Valerie Adams – Shot Put

World Mountain Running Trophy

- G** Jonathan Wyatt – Senior Men's Race
- S** Team – Senior Women's Race

2003

World Mountain Running Trophy

- G** Melissa Moon – Senior Women's Race

2004

World Mountain Running Trophy

- G** Jonathan Wyatt – Senior Men’s Race

2005

World Championships

- S** Valerie Adams – Shot Put

World Mountain Running Trophy

- G** Jonathan Wyatt – Senior Men’s Race
- G** Kate McLroy – Senior Women’s Race

2006

Commonwealth Games

- G** Nick Willis – 1500m
- G** Valerie Adams – Shot Put
- S** Tony Sargisson – 50k Walk
- B** Angela McKee – High Jump

World Mountain Running Trophy

- S** Jonathan Wyatt – Senior Men’s Race

2007

World Championships

- G** Valerie Adams – Shot Put

2008

World Indoor Championships

- G** Valerie Adams – Shot Put

Olympic Games

- G** Valerie Adams – Shot Put
- S** Nick Willis – 1500m

World Mountain Running Trophy

- G** Jonathan Wyatt – Senior Men’s Race

2009

World Championships

- G** Valerie Adams – Shot Put

2010

World Indoor Championships

- G** Valerie Adams – Shot Put

Commonwealth Games

- G** Valerie Adams – Shot Put
- S** Stuart Farquhar – Javelin Throw
- S** Brent Newdick – Decathlon
- S** Nikki Hamblin – 800m
- S** Nikki Hamblin – 1500m
- B** Nick Willis – 1500m
- B** Andrea Miller – 100m hurdles

2011

World Championships

- G** Valerie Adams – Shot Put

2012

World Indoor Championships

- G** Valerie Adams – Shot Put

Olympic Games

- G** Valerie Adams – Shot Put

2013

World Championships

- G** Valerie Adams – Shot Put

2014

World Indoor Championships

- G** Valerie Adams – Shot Put
- B** Thomas Walsh – Shot Put

Commonwealth Games

- G** Valerie Adams – Shot Put
- S** Thomas Walsh – Shot Put
- S** Julia Ratcliffe – Hammer Throw
- B** Nick Willis – 1500m
- B** Zane Robertson – 5000m

2016

World Indoor Championships

- G** Thomas Walsh – Shot Put
- B** Nick Willis – 1500m
- B** Valerie Adams – Shot Put

Olympic Games

- S** Valerie Adams – Shot Put
- B** Nick Willis – 1500m
- B** Thomas Walsh – Shot Put
- B** Eliza McCartney – Pole Vault

2017

World Championships

- G** Thomas Walsh – Shot Put

2018

World Indoor Championships

- G** Thomas Walsh – Shot Put

2018

Commonwealth Games

- G** Tomas Walsh – Shot Put
- G** Julia Ratcliffe – Hammer Throw
- S** Eliza McCartney – Pole Vault
- S** Valerie Adams – Shot Put
- S** Alana Barber – 20km Race Walk

2019

World Championships



Tomas Walsh – Shot Put

New Zealand Athletes at Major Championships 1908 - 2019

(note: for track and field competitions, top 8 includes medallists, top 16 includes top 8)

IV Olympic Games 1908 – London, GBR

4 athletes (4M, 0W)

110h	Henry Murray	nt – 2h1
400h	Henry Murray	nt – 2h3
3500W	Harry Kerr	15:43.4 – B
3500W	Arthur Rowland	nt – 5 th
10miW	Harry Kerr	78:40 - 3h1
10miW	Arthur Rowland	81:57 – 5h1
StHJ	E.A. Hutcheon	no result

1 medal

V Olympic Games 1912 – Stockholm, SWE

1 athletes (1M, 0W)

5000	Neville Hill	15:56 – 4h1
10000	Neville Hill	DNF

0 medal

VII Olympic Games 1920 – Antwerp, BEL

2 athletes (2M, 0W)

100	George Davison	nt – 3q3
200	George Davison	nt – 5 th
110h	Harry Wilson	15.2 – 4 th

0 medal

VIII Olympic Games 1924 – Paris, FRA

1 athletes (1M, 0W)

100	Arthur Porritt	10.8 – B
200	Arthur Porritt	22.6 – 6s1

1 medal

IX Olympic Games 1928 – Amsterdam, NED

3 athletes (2M, 1W)

110h	Wilfred Kalauger	nt – 4h3
TJ	Wilfred Kalauger	12.94m – 13q1 (29 th)
JT	Stan Lay	62.89m – 2q2 (7 th)
100	Norma Wilson	nt – 5s3

I British Empire Games 1930 – Hamilton, CAN

4 athletes (4M)

100y	Allan Elliott	9.7e - 3h3
220y	Allan Elliott	nt - 3h3
3miles	John Savidan	DNF
6miles	John Savidan	30:49.6 - 
TJ	Roger Johnson	13.16m - 6 th
JT	Stan Lay	63.16m - 

2 medals

X Olympic Games 1932 – Los Angeles, USA

6 athletes (5M, 1W)

100	Allan Elliot	nt – 5s1
200	Allan Elliot	nt – 5s2
200	Stuart Black	nt – 5q3
400	Stuart Black	nt – 4h5
800	Cyril Evans	nt – 5h1
1500	Jack Lovelock	nt – 7 th
5000	Billy Savidan	nt – 4 th
10000	Billy Savidan	nt – 4 th
100	Thelma Kench	nt – 6s1

0 medals

II British Empire Games 1934 – London, ENG

3 athletes (3M)

440y	Geoff Broadway	nt - 4h1
880y	Geoff Broadway	nt - 4h3
1mile	Jack Lovelock	4:12.8 - 
LJ	Harold Brainsby	nr
TJ	Harold Brainsby	14.62m - 

2 medals

XI Olympic Games 1936 – Berlin, GER

3 athletes (3M, 0W)

800	Vernon Boot	nt – 7s1
1500	Jack Lovelock	3:47.8 - 
5000	Cecil Matthews	nt – 8h3

1 medal

III British Empire Games 1938 – Sydney, AUS

19 athletes (14M, 5W)

100y	Graeme Quinn	nt - 5h1
100y	Philip Sharpley	10.4e - 6sf1
220y	Graham Quinn	nt - 5sf1
220y	Alan Sayers	nt - 5h4
440y	Alan Sayers	50.8 - 3h3
440y	Harold Tyrie	nt - 6 th
880y	Vernon Boot	1:51.2 - G
880y	Theo Allen	nt - 5 th
1mile	Vernon Boot	4:12.6e - B
1mile	Bill Pullar	nt - 6 th
1mile	Theo Allan	DNF
3miles	Cecil Matthews	13:59.6 - G
3miles	Alan Geddes	nt - 7 th
6miles	Cecil Matthews	30:14.5 - G
6miles	Alan Geddes	nt - 4 th
120yh	Philip Sharpley	15.0e - 6 th
440yh	Arnold Anderson	nt - 5 th
DT	Jack Morgan	36.57m - 8 th
HT	James Leckie	44.33m - B
JT	Stan Lay	62.21m - S
1760yR	Alan Sayers	3:22.5e - S
	Arnold Anderson	
	Graham Quinn	
	Harold Tyrie	

100y	Rona Tong	nt - 5h1
100y	Doris Strachan	11.8e - 4h2
100y	Doreen Lumley	nt - 4sf2
220y	Doris Strachan	26.7e - 4h1
220y	Doreen Lumley	DQ - ht3
80mh	Rona Tong	11.8e - B
HJ	Elizabeth Forbes	1.58m - B
LJ	Doris Strachan	5.20m - 6 th
JT	Mary Mitchell	35.98m - 4 th
440yR	Doreen Lumley	nt -4 th
	Doris Strachan	
	Rona Tong	

9 medals

XIV Olympic Games 1948 – London, GBR

3 athletes (3M, 0W)

800	Douglas Harris	DNF (sf2)
5000	Harold Nelson	15:34.4 – 6h1
10000	Harold Nelson	DNF
400h	John Holland	53.9 – 6sf2

0 medals

IV British Empire Games 1950 – Auckland, NZL

64 athletes (50M, 14W)

100y	Peter Henderson	9.9e - 5 th
100y	Clem Parker	10.0e - 6 th
100y	Arthur Eustace	10.1e - 6sf2
100y	Kevin Beardsley	10.2e - 6sf1
220y	Don Jowett	21.8 - B
220y	Clem Parker	22.2e - 6 th
220y	David Batten	22.2e - 4sf2
440y	David Batten	48.8 - B
440y	Jack Sutherland	nt - 6 th
440y	John Myles	nt - 5sf1
880y	Colin Simpson	1:56.0 - 6 th
880y	Neil Wilson	nt - 8 th
880y	Doug Harris	DNF
880y	Barry Steel	nt - 6h2
1mile	Mossie Marshall	4:13.2 - B
1mile	Jack Sinclair	4:20.6 - 6 th
1mile	Neil Bates	4:25.8 - 6h1
1mile	Colin Simpson	4:26.6 - 6h2
3miles	Harold Nelson	14:27.8 - S
3miles	Colin Lousich	14:41.0 - 6 th
3miles	Noel Taylor	nt - 9 th
3miles	George Hoskins	nt - 10 th
6miles	Harold Nelson	30:29.6 - G
6miles	Noel Taylor	30:31.9 - B
6miles	Colin Lousich	DNF
Mar	James Clark	2:39:27 - B
Mar	Bill Bromily	2:46.51 - 7 th
Mar	Arthur Lydiard	2:51:52 - 11 th
Mar	Lionel Fox	2:57:48 - 13 th
120yh	John Holland	nt - 5 th
120yh	Lionel Smith	nt - 6 th
120yh	Alan Hill	nt - 4h1
440yh	John Holland	52.7 - S
440yh	Derek Stewart	nt - 4sf1
440yh	Alan Hill	nt - 4h1
HJ	John Borland	1.95m - 4 th
HJ	Ray McKenzie	1.83m - 11 ^{th=}
HJ	Eric Rhodes	1.75m - 14 ^{th=}
HJ	Roy Woolley	1.75m - 14 ^{th=}
PV	Wallace Heron	3.88m - 4 th
PV	George Martin	3.73m - 6 th
PV	Merv Richards	3.67m - 8 th
LJ	Bevan Hough	7.20m - S
LJ	Dare Dephoff	7.08m - B
LJ	Keith Forsyth	7.08m - 4 th
TJ	Roger Johnson	14.51m - 4 th
TJ	Keith Forsyth	14.22m - 5 th
TJ	Graeme Jefferies	14.09m - 6 th
TJ	Colin Kay	13.91m - 9 th
SP	Doug Herman	13.41m - 4 th
SP	Jack Morgan	13.36m - 5 th
SP	Tiny Main	12.60m - 6 th
DT	Gus Redmond	40.44m - 5 th
DT	Max Carr	38.63m - 8 th

HT	Alan Fuller	43.65m - 5 th
HT	Max Carr	42.84m - 6 th
HT	Jim Leckie	41.60m - 7 th
JT	Claude Clegg	53.62m - 5 th
JT	Stan Lay	53.44m - 6 th
440yR	Clem Parker	42.6 - B
	Peter Henderson	
	Kevin Beardsley	
	Arthur Eustace	
1760yR	John Holland	3:20.0 - B
	David Batten	
	Derek Stewart	
	Jack Sutherland	
100y	Doris Parker	11.2 - 4 th
100y	Shirley Hardman	11.3 - 5 th
100y	Ruth Dowman	11.3e - 4sf2
100y	Colleen Malone	11.6e - 5sf1
220y	Doris Parker	24.8e - 4 th
220y	Lesley Rowe	nt - 6 th
220y	Joan Hart	nt - 5sf1
80mh	June Schoch	11.6 - S
80mh	Joan Shackleton	11.7 - B
80mh	Noeline Gourlay	11.9e - 4 th
80mh	Pixie Fletcher	nt - 6 th
HJ	Noeline Swinton	1.55m - B
HJ	Beverley Brewis	1.47m - 5 th =
LJ	Yvette Williams	5.91m - G
LJ	Ruth Dowman	5.74m - B
LJ	June Schoch	4.66m - 11 th
JT	Yvette Williams	37.96m - S
JT	Cleo Rivett-Carnac	34.43m - B
440yR	Lesley Rowe	48.7 - S
	Shirley Hardman	
	Doris Parker	
660yR	Doris Parker	DQ
	Lesley Rowe	
	Ruth Dowman	
	Shirley Hardman	

20 medals

XV Olympic Games 1952 – Helsinki, FIN

4 athletes (3M, 1W)

800	Maurice Marshall	1:56.2 – 4h1
1500	Maurice Marshall	4:01.03 – 7h4
1500	George Hoskins	3:52.72 – 12sf2
5000	George Hoskins	DNF
400h	John Holland	52.2 – B
LJ	Yvette Williams	6.24m – G

2 Medals

V British Empire & Commonwealth Games 1954 – Vancouver, CAN

14 athletes (11M, 3W)

220y	Don Jowett	21.5 - 
440y	Don Jowett	47.4 - 
440y	David Fleming	49.8 - 3h5
880y	Bill Bailey	1:52.5 - 4 th
1mile	Murray Halberg	4:07.2 - 5 th
1mile	Bill Bailey	4:11.7 - 7 th
1mile	Jim Daly	DNF
3miles	Lawrence King	14:03.4 - 8 th
3miles	Ernest Haskell	14:07.0 - 9 th
3miles	Jim Daly	14:41.0 - 14 th
6miles	Lawrence King	31:01.9 - 9 th
6miles	Ernest Haskell	31:41.0 - 11 th
440yh	David Fleming	53.9 - 4 th
HJ	Peter Wells	1.95m - 4 th
HJ	Murray Jefferies	1.88m - 9 th
PV	Merv Richards	3.96m - 5 th
HT	Max Carr	47.85m - 8 th

100y	Noeline Swinton	11.5 - 8h1
80mh	Yvette Williams	11.4 - 6 th
HJ	Noeline Swinton	1.55m - 5 th =
LJ	Yvette Williams	6.08m - 
LJ	Betty Blackburn	4.89m - 13 th
SP	Yvette Williams	13.96m - 
DT	Yvette Williams	45.01 - 

5 medals

XVI Olympic Games 1956 – Melbourne, AUS

9 athletes (5M, 4W)

100	Maurice Rae	10.68 – 4sf2
200	Maurice Rae	21.75 – 6sf1
1500	Neville Scott	3:42.87 – 7 th
1500	Murray Halberg	3:45.2 – 11 th
Mar	Albert Richards	2:41:34 – 17 th
50kW	Norman Read	4:30:42 – 
100	Margaret Stuart	12.38 – 3h6
80h	Margaret Stuart	11.51 – 6sf2
HJ	Jessie Donaghy	1.67m – 7 th
LJ	Beverley Weigel	5.85m – 7 th
SP	Valerie Sloper	15.34m – 5 th

1 medal

VI British Empire & Commonwealth Games 1958 – Cardiff, WAL

19 athletes (13M, 6W)

100y	Morrie Rae	9.96 - 4sf2
220y	Morrie Rae	21.97 - 6sf2
440y	Barry Robinson	DNF
880y	Don Smith	1:51.59 - 5 th

1mile	Murray Halberg	4:06.65 - 5 th
1mile	Neville Scott	4:12.06 - 9 th
1mile	Bill Baillie	4:13.28 - 6h1
3miles	Murray Halberg	13:14.96 - G
3miles	Neville Scott	13:26.06 - B
3miles	Bill Baillie	13:40.92 - 9 th
3miles	Barry Magee	nt - 15 th
6miles	Barry Magee	30:27.2 - 8 th
6miles	Ray Puckett	31:57.2 - 12 th
Mar	Ray Puckett	2:38:59 - 14 th
PV	Merv Richards	4.16m - B
LJ	Roy Williams	7.26m - 6 th
LJ	Dave Norris	7.15m - 8 th
TJ	Dave Norris	15.45m - B
TJ	Roy Williams	14.47m - 12 th
SP	Les Mills	15.26m - 7 th
DT	Les Mills	51.73m - S
JT	Malcolm Hahn	62.42m - 13 th

100y	Margaret Stuart	11.32 - 6sf1
100y	Beverley Weigel	11.55 - 4h6
220y	Marise Chamberlain	25.79 - 2h6
80mh	Margaret Stuart	11.18 - 4 th
HJ	Mary Donaghy	1.70m - S
LJ	Mary Donaghy	5.76m - 5 th
LJ	Beverley Weigel	nm
SP	Valerie Sloper	15.54m - G
SP	Jennifer Thompson	12.79m - 5 th
DT	Jennifer Thompson	45.29m - S
DT	Valerie Sloper	44.93m - B
440yR	Mary Donaghy	48.34 - 4 th
	Marise Chamberlain	
	Margaret Stuart	
	Beverley Weigel	

9 medals

XVII Olympic Games 1960 – Rome, ITA

14 athletes (10M, 4W)

200	Barry Robinson	22.35 – 5h9
400	Barry Robinson	48.44 – 6qf4
800	Peter Snell	1:46.48 – G
800	Don Smith	1:48.52 - 4qf1
5000	Murray Halberg	13:43.76 – G
10000	Murray Halberg	28:49.11 – 5 th
10000	Barry Magee	30:35.80 – 26 th
Mar	Barry Magee	2:17:18 – B
Mar	Jeff Julian	2:24:50 – 18 th
Mar	Ray Puckett	2:37:36 – 51 st
LJ	Dave Norris	7.04m – 12qB (32 nd)
TJ	Dave Norris	14.30m – 13qA (36 th)
SP	Les Mills	17.06m – 11 th
DT	Les Mills	50.76m - 12qA (28 th)
20kW	Norman Read	1:36:59 – 5 th
50kW	Norman Read	DNF

100	Val Morgan	12.66 – 7qf1
200	Val Morgan	25.39 – 5h3
LJ	Beverley Weigel	5.98m – 10 th
SP	Valerie Sloper	16.39m – 4 th
DT	Valerie Sloper	48.81m – 10 th
DT	Jennifer Thompson	46.74m – 14 th

3 medals

VII British Empire & Commonwealth Games 1962 – Perth, AUS

27 athletes (18M, 9W)

440y	Barry Robinson	49.47 – 6sf1
880y	Peter Snell	1:47.64 – G
880y	John Davies	1:51.26 – 4sf1
880y	Gary Philpott	1:52.67 – 3h2
1mile	Peter Snell	4:04.58 – G
1mile	John Davies	4:05.12 – S
3miles	Murray Halberg	13:34.15 – G
6miles	Barry Magee	28:40.53 – 4 th
6miles	Jeff Julian	29:50.0 – 10 th
6 miles	Bill Baillie	DNF
Mar	Jeff Julian	2:30.13 – 7 th
3000S	Edward O'Keefe	9:05.8 – 6 th
120yh	Paul Dallow	15.22 – 3h3
120yh	Logan Aikman	15.61 – 4h2
440yh	Logan Aikman	56.2 – 5h2
440yh	Paul Dallow	DNF
PV	Bernard McGonagle	3.96m – 7 th
PV	Kevin Gibbons	3.96m – 11 th
LJ	Dave Norris	7.74m – S
TJ	Dave Norris	15.40m – 6 th
SP	Les Mills	15.81m – 6 th
SP	Robin Tait	14.22m – 12 th
DT	Robin Tait	50.51m – 4 th
DT	Les Mills	49.38m – 5 th
HT	Dave Leech	50.74m – 7 th
1760yR	Barry Robinson	3:17.50 – 4h2
	Dave Norris	
	Gary Philpott	
	Peter Snell	
100y	Doreen Porter	11.3 – S
100y	Nola Bond	11.48 – 6sf1
100y	Yvonne Cowan	11.58 – 4h2
220y	Doreen Porter	24.81 – 6 th
220y	Yvonne Cowan	25.03 – 5sf3
220y	Nola Bond	25.47 – 5sf1
880y	Marise Chamberlain	2:05.66 – S
80mh	Avis McIntosh	11.47 – B
HJ	Lorraine Curtis	1.65m – 8 th
HJ	Pam Burnett	1.60m – 10 th
SP	Valerie Sloper	15.23m – G
DT	Valerie Sloper	50.20m – G
DT	Helen Thayer	41.28m – 6 th

440yR	Nola Bond	46.93 – B
	Avis McIntosh	
	Yvonne Cowan	
	Doreen Porter	

11 medals

XVIII Olympic Games 1964– Tokyo, JPN

14 athletes (10M, 4W)

800	Peter Snell	1:45.1 – G
1500	Peter Snell	3:38.1 – G
1500	John Davies	3:39.6 – B
5000	Bill Baillie	13:51.0 – 6 th
5000	Murray Halberg	14:12.0 – 4h3
5000	Neville Scott	15:01.0 – 11h4
10000	Murray Halberg	29:10.8 – 7 th
10000	Barry Magee	30:32.0 – 23 rd
Mar	Ray Puckett	2:27:34 – 27 th
Mar	Jeff Julian	2:27:57 – 29 th
Mar	Ivan Keats	2:36:16 – 42 nd
SP	Les Mills	18.52m – 7 th
DT	Les Mills	51.70m – 21 st

100	Doreen Porter	11.8 – 5qf4
100	Avis McIntosh	12.06 – 6qf1
200	Doreen Porter	24.0 – 6sf2
800	Marise Chamberlain	2:02.8 – B
80h	Avis McIntosh	10.90 – 5sf1
SP	Valerie Sloper	17.26m – 4 th
DT	Valerie Sloper	49.59m – 13 th

4 medals 8 top 8

VIII British Empire & Commonwealth Games 1966 – Kingston, JAM

17 athletes (13M, 4W)

1mile	Ian Studd	3:58.61 – B
1mile	Geoff Pyne	4:03.22 – 10 th
3miles	Geoff Pyne	13:18.6 – 9 th
3miles	Ian Studd	13:25.8 – 10 th
6miles	Bill Baillie	30:01.0 – 9 th
Mar	Michael Ryan	2:27:59 – B
Mar	Jeff Julian	2:32:46 – 5 th
3000S	Peter Welsh	8:29.44 – G
440yh	Roger Johnson	55.87 – 7 th
LJ	Dave Norris	7.47m – 7 th
TJ	Dave Norris	15.53m – 5 th
SP	Les Mills	18.37m – S
SP	Robin Tait	16.39m – 6 th
DT	Les Mills	56.19m – G
DT	Robin Tait	55.02m – B
Dec	Roy Williams	7270 (7133 new) – G
20miW	Norman Read	2:46:29 – B

100y	Brenda Matthews	11.00 – 6sf1
------	-----------------	--------------

880y	Marise Chamberlain	2:05.9 – 6 th
80mh	Brenda Matthews	11.3 – 7 th
SP	Valerie Sloper	16.50m – G
SP	Diane Charteris	14.15m – 5 th
DT	Valerie Sloper	49.79m – G
DT	Diane Charteris	38.46m – 8 th

10 medals

XIX Olympic Games 1968 – Mexico City, MEX

9 athletes (8M, 1W)

5000	Rex Maddaford	14:39.8 – 10 th
10000	Rex Maddaford	30:17.2 – 12 th
10000	Evan Maguire	DNF
Mar	Mike Ryan	2:23:45 – B
Mar	Dave McKenzie	2:43:36 – 37 th
400h	Roger Johnson	51.87 – 7sf2
3000S	Peter Welsh	9:13.80 – 6h3
SP	Les Mills	18.18m – 11 th
DT	Robin Tait	57.68m – 12 th
800	Sylvia Potts	2:07.27 – 6sf2 (10 th)

1 medal

IX British Commonwealth Games 1970 – Edinburgh, SCO

20 athletes (12M, 8W)

1500	Dick Quax	3:38.19 – S
1500	Dick Tayler	3:45.08 – 10 th
5000	Dick Quax	13:43.4 – 7 th
5000	Dick Tayler	13:48.3 – 10 th
Mar	Jack Foster	2:14:44 – 4 th
Mar	Jeff Julian	2:24:03 – 18 th
400h	Roger Johnson	52.07 – 5sf2
LJ	Dave Norris	7.64m – 5 th
TJ	Dave Norris	14.46m – 11 th
SP	Les Mills	18.40m – B
DT	Les Mills	57.84m – S
DT	Robin Tait	53.82m – 6 th
DT	Joe Antunovich	53.50m – 7 th
HT	Warwick Nicholl	60.02m – 6 th
Dec	Roger Main	6548 (6428 new) – 7 th
Dec	Roy Williams	DNF
100	Penny Hunt	11.92 – 7sf1
200	Penny Hunt	23.84 – 8 th
800	Sylvia Potts	2:09.76 – 5 th
800	Anne Smith	2:07.31 – 6h1
1500	Val Robinson	4:21.0 – 4 th
1500	Sylvia Potts	4:25.2 – 9 th
1500	Anne Smith	4:26.8 – 10 th
LJ	Pam Weigel	5.72m – 10 th
SP	Barbara Beable	15.87m – S
SP	Diane Charteris	13.59m – 6 th

DT	Sally-Ann Mene	45.86m – 7 th
DT	Diane Charteris	44.12m – 8 th
JT	Sally-Ann Mene	39.94m – 8 th

4 Medals

XX Olympic Games 1972 – Munich, GER

16 athletes (13M, 3W)

100	Laurie D’Arcy	10.77 – 5h9 (55 th)
200	Bevan Smith	21.04 – 4q2 (26 th)
1500	Tony Polhill	3:41.82 – 9 th
1500	Rod Dixon	3:37.46 – B
5000	Dick Quax	14:35.2 – 9h2 (52 nd)
5000	Gavin Thorley	14:11.6 – 10h5 (44 th)
5000	Dick Tayler	13:56.2 – 10h3 (31 st)
10000	Gavin Thorley	DNF
Mar	Jack Foster	2:16:56 – 8 th
Mar	Terry Manners	2:25:29 – 34 th
Mar	Dave McKenzie	2:22:19 – 22 nd
400h	Roger Johnson	50.48 – 4h5 (18 th)
SP	Les Mills	18.38m – 23rd
DT	Les Mills	55.86m – 14 th
DT	Robin Tait	56.60m – 20 th
100	Brenda Matthews	11.87 – 8q1 (30 th)
400	Penny Hunt	52.66 – 6q3 (14 th)
800	Sue Haden	2:04.86 – 4h5 (24 th)

1 medal




2 top 8

4 top 16

X British Commonwealth Games 1974 – Christchurch, NZL

59 athletes (36M, 23W)

100	Trevor Cochrane	10.86 - 6h1
100	Grant Anderson	11.13 - 6h2
100	Kerry Hill	10.85 - 7h5
200	Bevan Smith	21.08 - B
200	Grant Anderson	21.95 - 4h4
200	Trevor Cochrane	21.68 - 4h3
400	Bevan Smith	46.60 - 6 th
400	Philip Kear	47.13 - 8sf2
400	Richard Endean	47.94 - 5h3
800	John Walker	1:44.92 - B
800	Alan Gilmour	1:57.78 - 8sf1
800	Stuart Melville	1:52.11 - 5h4
1500	John Walker	3:32.52 - S
1500	Rod Dixon	3:33.89 - 4 th
1500	Tony Polhill	3:40.30 - 4h2
5000	Bryan Rose	14:00.93 - 10 th
5000	Kevin Ryan	14:07.42 - 7h2
10000	Dick Tayler	27:46.40 - G
10000	Kevin Ryan	29:49.46 - 12 th
10000	Philip Watson	29:54.75 - 13 th
Mar	Jack Foster	2:11:19 - S
Mar	Terry Manners	2:12:59 - 4 th

Mar	John Robinson	2:17:06 - 10 th
3000S	Euan Robertson	8:35.2 - 5 th
3000S	Nathan Healey	8:52.2 - 10 th
3000S	Howard Healey	8:52.4 - 11 th
110h	Phillip Mills	14.51 - 6h2
110h	Ross Pownall	14.35 - 5h1
400h	Randall McIntosh	51.95 - 6sf2
400h	Roger Johnson	52.45 - 5sf1
PV	Peter Tracy	4.60m - 5 th
LJ	John Delamere	7.31m - 9 th
LJ	Kerry Hill	7.18m - 10 th
TJ	Dave Norris	15.41m - 6 th
TJ	John Delamere	14.23m - 13 th
SP	Robin Tait	17.71m - 5 th
DT	Robin Tait	63.08m - 
HT	Murray Cheater	65.82m - 5 th
HT	Warwick Nicholl	63.72m - 7 th
Dec	Iafeta Sua'Mene	6993 pts (6900 new) - 6 th
Dec	Roger Main	6799 pts (6685 new) - 7 th
Dec	Geoffrey Wood	6622 pts (6524 new) - 9 th
20miW	Les Stevenson	2:46:56 - 6 th
20miW	Kevin Taylor	DQ
400R	Grant Anderson	40.41 - 7 th
	Trevor Cochrane	
	Bevan Smith	
	Kerry Hill	
1600R	Philip Kear	3:08.01 - 5 th
	Richard Endean	
	Trevor Cochrane	
	Bevan Smith	
100	Wendy Brown	11.59 - 5 th
100	Gail Wooten	11.88 - 6sf1
100	Kim Robertson	12.06 - 4h3
200	Wendy Brown	23.44 - 6 th
200	Gail Wooten	24.01 - 5sf2
200	Kim Robertson	24.56 - 5h2
400	Penny Hunt	54.30 - 7 th
400	Sue Gukilau	55.76 - 7sh1
400	Colleen Mills	57.54 - 5h2
800	Sue Haden	2:02.04 - 
800	Lorraine Moller	2:03.62 - 5 th
800	Shirley Somervell	2:05.83 - 7 th
1500	Anne Audain	4:21.05 - 6 th
1500	Sylvia Potts	4:23.12 - 8 th
1500	Sue Haden	4:27.8 - 10 th
100h	Michelle Miles	13.89 - 5 th
100h	Brenda Matthews	13.95 - 7 th
100h	Jan Lothian	14.26 - 5sf1
HJ	Donna Mills	1.60m - 12 th
HJ	Susan Burnside	1.55m - 14 th
LJ	Pam Weigel	6.11m - 9 th
LJ	Susan Burnside	5.58m - 11 th
LJ	Kathy Otto	5.65m - 14 th q
SP	Valerie Sloper	15.29m - 
SP	Barbara Beable	14.60m - 5 th
DT	Sally-Ann Mene	48.80m - 7 th
JT	Sandra McGookin	47.84m - 6 th

JT	Sally-Ann Mene	40.44m - 11 th
Pen	Barbara Beable	4158pts (4087 new) - 5 th
Pen	Susan Burnside	3726pts (3653 new) - 11 th
400R	Kim Robertson	44.68 - 5 th
	Brenda Matthews	
	Gail Wooten	
	Wendy Brown	
1600R	Sue Gukilau	3:37.53 - 5 th
	Lorraine Tong	
	Shirley Somervell	
	Penny Hunt	

8 medals

XXI Olympic Games 1976 – Montreal, CAN

10 athletes (7M, 3W)

1500	John Walker	3:39.17 – G
5000	Rod Dixon	13:25.50 – 4 th
5000	Dick Quax	13:25.16 – S
3000S	Euan Robertson	8:21.08 – 6 th
Mar	Kevin Ryan	DNF
Mar	Jack Foster	2:17:53 – 17 th
HT	Murray Cheater	67.38m – 16 th
100	Sue Jowett	11.81 – 8q2 (29 th)
200	Sue Jowett	24.23 – 8q1 (27 th)
800	Anne Audain	2:05.78 - 7h5 (29 th)
1500	Anne Audain	4:10.68 – 7h4 (19 th)
1500	Diane Rodger	4:12.81 – 7h2 (23 rd)

2 medals

4 top 8

5 top 16

XI Commonwealth Games 1978 – Edmonton, CAN

28 athletes (19M, 9W)

100	Graeme French	10.98 - 8qf4
200	Bevan Smith	21.60 - 6qf4
400	Bevan Smith	48.25 - 8sf2
800	Dennis Norris	1:50.77 - 5sf2
1500	Rod Dixon	3:41.43 - 8 th
1500	Dennis Norris	3:45.96 - 8h1
5000	Rod Dixon	13:43.69 - 8 th
5000	Alan Thurlow	DNF
10000	Dick Quax	29:58.0 - 9 th
10000	Alan Thurlow	30:05.24 - 10 th
Mar	Kevin Ryan	2:17:16 - 4 th
Mar	Paul Ballinger	2:17:46 - 6 th
Mar	Terry Manners	2:23:00 - 13 th
3000S	Euan Robertson	8:41.32 - 4 th
3000S	Howard Healey	8:43.75 - 5 th
110h	Phillip Mills	14.09 - 6 th
110h	Ross Pownall	14.18 - 7 th
400h	Phillip Mills	52.01 - 8 th
TJ	Phillip Woods	16.05m - 6 th
DT	Robin Tait	55.22m - 4 th

JT	Mike O'Rourke	83.18m - S
Dec	Robert Sadler	7117 pts (7010 new) - 7 th
30kW	Graham Seatter	2:31:49 - 7 th
30kW	Mike Parker	DNF
400R	Graeme French	41.40 - 5h1
	Bevan Smith	
	Phillip Mills	
	Ross Pownall	
100	Kim Robertson	11.63 - 5sf2
100	Wendy Brown	11.84 - 4h5
200	Kim Robertson	23.59 - 6sf2
200	Wendy Brown	23.64 - 5sf1
400	Penny Hunt	54.26 - 7sf2
800	Alison Wright	2:06.71 - 6sf2
1500	Alison Wright	4:12.93 - 6 th
3000	Heather Thomson	9:20.69 - S
100h	Gail Wooten	13.77 - 5 th
LJ	Noeline Hodgins	5.86 - 11 th
Pen	Karen Page	4099 pts (4017 new) - 5 th
Pen	Barbara Beable	3989 pts (3891 new) - 7 th
400R	Wendy Brown	45.06 - 4 th
	Penny Hunt	
	Gail Wooten	
	Kim Robertson	

2 medals

XII Commonwealth Games 1982 – Brisbane, AUS

32 athletes (19M, 13W)

800	John Walker	1:46.23 - 4 th
1500	John Walker	3:43.11 - S
1500	Michael Gilchrist	3:44.50 - 7 th
1500	Tony Rogers	3:45.11 - 8 th
5000	Peter Renner	13:45.00 - 8 th
5000	Neil Lowsley	13:45.70 - 9 th
Mar	Kevin Ryan	2:13:42 - 5 th
Mar	Donald Greig	DNF
Mar	Gary Palmer	DNF
3000S	Peter Renner	8:34.32 - 5 th
3000S	Neil Lowsley	8:47.23
110h	Tim Soper	DNF
HJ	Roger TePuni	2.13m - 8 th
HJ	Terry Lomax	2.10m - 11 th
PV	Kieran McKee	4.70m - 7 th
LJ	Steve Walsh	7.75m - B
DT	Robin Tait	54.22m - 8 th
JT	Mike O'Rourke	89.84m - G
JT	David Hookway	69.72m - 8 th
Dec	Peter Dyer	7316 pts (7241 new) - 5 th
30kW	Mike Parker	2:26:07 - 11 th
30kW	Kevin Taylor	2:37:37 - 15 th
400	Kim Robertson	53.02 - 5 th
800	Christine Pfitzinger	2:04.87 - 7 th
1500	Lorraine Moller	4:12.67 - B

1500	Diane Rodger	4:13.10 - 4 th
1500	Jenny Overall	4:33.23 - 9h1
3000	Anne Audain	8:45.53 - G
3000	Lorraine Moller	8:55.76 - B
3000	Diane Rodger	9:06.05 - 4 th
100h	Terry Genge	13.86 - 6h1
400h	Terry Genge	60.16 - 6h1
400h	Janine Robson	61.17 - 5h2
LJ	Pam Hendren	6.33m - 8 th
LJ	Noeline Hodgins	6.27m - 9 th
SP	Glenda Hughes	14.13m - 9 th
Hep	Terry Genge	5679 pts (5536 new) - 5 th
Hep	Karen Forbes	5288 pts (5107 new) - 9 th
1600R	Terry Genge	3:40.63 - 6 th
	Christine Pfitzinger	
	Janine Robson	
	Kim Robertson	

6 medals

World Championships 1983 – Helsinki, FIN

17 athletes (12M, 5W)

800	Peter Pearless	1:47.82 - 6s3 (17 th)
1500	John Walker	3:44.24 – 9 th
3000S	Peter Renner	8:25.72 – 9s2 (15 th)
Mar	Paul Ballinger	2:16:06 – 27 th
Mar	Trevor Wright	2:17:31 – 31 st
Mar	Don Greig	2:27:37 – 52 nd
110h	Tim Soper	14.28 – 7h1 (24 th)
LJ	Steve Walsh	7.75m – 10qA (17 th)
JT	Michael O'Rourke	75.32m – 8qB (15 th)
20kW	Kevin Taylor	1:30:38 – 39 th
20kW	Shane Donnelly	1:35:21 – 50 th
20kW	Keith Olsthoorn	DNF
3000	Lorraine Moller	9:02.19 – 14 th
Hep	Terry Genge	5739 pts– 16 th
Mar	Glenys Quick	2:37:14 – 14 th
Mar	Ngaire Drake	2:43:51 – 24 th
Mar	Mary O'Connor	2:48:44 – 34 th

0 medal

0 top 8

6 top 16

IAAF Placings Table: 0 points

XXIII Olympic Games 1984 – Los Angeles, USA

14 athletes (9M, 5W)

800	Peter Pearless	1:49.95 – 5h3 (42 nd)
1500	Tony Rogers	3:38.98 – 9 th
1500	Peter O'Donoghue	3:38.71 – 8s2 (16 th)
5000	John Walker	13:24.46 – 8 th
Mar	Rod Dixon	2:12:57 – 10 th
Mar	Derek Froude	2:19.44 – 34 th
3000S	Peter Renner	8:29.81 – 11 th
LJ	Steve Walsh	NM

JT	Mike O'Rourke	NM
3000	Diane Rodger	8:56.43 – 9 th
Mar	Lorraine Moller	2:28:54 – 5 th
Mar	Mary O'Connor	2:41:22 – 27 th
Mar	Anne Audain	DNF
400h	Lynette Grime	58.02 – 5h2 (17 th)

0 medal 2 top 8 7 top 16

World Indoor Games 1985 – Paris, FRA

5 athletes (3M, 2W)

60	John Hunt	6.98 – 5h2 (25 th)
3000	Peter Renner	8:06.38 – 6h1 (14 th)
3000	Tony Rogers	7:58.09 – 8h2 (12 th)
LJ	John Hunt	7.14m – 13 th
60	Kim Robertson	7.43 – 5 th
200	Kim Robertson	23.69 – B
1500	Dianne Rodger	4:29.38 – 6 th
3000	Dianne Rodger	9:12.68 – 4 th

XIII Commonwealth Games 1986 – Edinburgh, SCO

25 athletes (13M, 12W)

1500	Michael Gilchrist	3:45.91 – 6h1 (13 th)
1500	Peter Renner	3:47.06 – 9h2 (16 th)
5000	John Walker	13:35.34 – 5 th
5000	David Burridge	13:36.79 – 6 th
5000	Kerry Rodger	13:52.04 – 11 th
10000	John Bowden	29:25.66 – 9 th
Mar	John Campbell	2:21:25 – 13 th
3000S	Peter Renner	8:27.12 – 4 th
3000S	Michel Gilchrist	8:43.96 – 6 th
400h	Wayne Paul	53.39 – 4h1 (9 th)
JT	Gavin Lovegrove	76.22m – B
JT	John Stapylton-Smith	65.76m – 9 th
Dec	Simon Poelman	8015 – B
30kW	Murray Day	2:15:11 – 6 th
30kW	Graham Seatter	2:22:46 – 9 th
1500	Christine Pfitzinger	4:16.81 – 6 th
1500	Anne Hare	4:17.56 – 9 th
3000	Lorraine Moller	9:03.89 – 5 th
3000	Christine Pfitzinger	9:09.37 – 6 th
10000	Anne Audain	31:53.31 – S
10000	Christine McMiken	DNF
10000	Debbie Elsmore	DNF
Mar	Lorraine Moller	2:28.17 – S
Mar	Mary O'Connor	2:46.48 – 9 th
100h	Lynette Stock	13.67 – 5h1 (11 th)
100h	Terry Genge	14.06 – 8h2 (15 th)
HJ	Trudy Woodhead	1.86m – 6 th
LJ	Jayne Moffitt	6.19m – 6 th
JT	Lyn Osmer	38.70m – 12 th

Hep	Terry Genge	5632 – 6 th
Hep	Lyn Osmers	5511 – 7 th

4 medals 16 top 8

World Indoor Championships 1987 – Indianapolis, USA

1 athletes (0M, 1W)

800 Justine Craig 2:09.48 – 6h2 (16th)

World Championships 1987 – Rome, ITA

8 athletes (4M, 4W)

Mar	Graham Macky	2:20:43 – 20 th
HT	Angus Cooper	63.64m – 13qB (26 th)
JT	Gavin Lovegrove	74.16m – 11qB (23 rd)
Dec	Simon Poelman	8926 points – 6 th

1500	Christine Pfitzinger	4:13.59 - 8h3 (26 th)
10000	Christine McMiken	32:25.67 – 14 th
10000	Lorraine Moller	34:07.26 – 21 st
Mar	Hazel Stewart	2:48:41 – 25 th

0 medal 1 top 8 2 top 16

IAAF Placings Table: 3 points – 39th

XXIV Olympic Games 1988 – Seoul, KOR

6 athletes (2M, 4W)

Mar	John Campbell	2:14:08 – 12 th
Dec	Simon Poelman	8021 – 16 th

3000	Christine Pfitzinger	9:01.30 – 9h1 (21 st)
10000	Anne Audain	32:10.47 – 11 th
10000	Christine McMiken	32:20.39 - 10h2 (23 rd)
Mar	Lorraine Moller	2:37:52 – 33 rd

0 medal 0 top 8 3 top 16

XIV Commonwealth Games 1990 – Auckland, NZL

81 athletes (47M, 34W)

100	Murray Gutry	10.92 – 8q2 (31 st)
100	Mark Woods	10.71 - 5q4 (25 th)
100	Scott Bowden	10.70 – 7q3 (24 th)
200	Dale McClunie	20.75 – 5s1 (11 th)
200	Scott Bowden	21.35 – 8s2 (16 th)
200	Mark Woods	21.18 – 6q3 (19 th)
400	Craig Purdy	47.87 – 5q1 (21 st)
400	Darren Dale	47.98 – 6q2 (23 rd)
400	Grant Gilbert	46.18 – 7 th
800	John Walker	1:49.60 – 8s1 (13 th)
800	Michael Craig	1:51.00 – 8s2 (16 th)
800	Paul Breed	1:52.92 – 5h4 (26 th)
1500	Peter O'Donoghue	3:35.14 – B

1500	Alan Bunce	3:45.52 – (6h1) 13 th
1500	John Walker	3:53.77 – 12 th
5000	Kerry Rodger	13:26.79 – 4 th
5000	Phil Clode	14:01.96 – 8h2 (16 th)
5000	Richard Potts	14:33.22 – 10h1 (20 th)
10000	Kerry Rodger	28:46.55 – 7 th
10000	Mark Furlan	30:39.90 – 14 th
Mar	Rex Wilson	2:13:48 – 7 th
Mar	Paul Herlihy	2:24:52 – 17 th
Mar	John Campbell	DNF
3000S	Peter Renner	8:38.61 – 8 th
3000S	Greg Cameron	8:42.08 – 9 th
3000S	Sean Wade	8:45.16 – 11 th
110h	Paul Lloyd	DNF
110h	Grant McNeil	14.20 – 8 th
110h	Tim Soper	14.28 – 9 th
400h	Wayne Paul	DNF
HJ	Roger TePuni	2.20m – 8 th
HJ	Jeff Brown	2.00m – 14 th
PV	Simon Poelman	5.20m – B
PV	Paul Gibbons	5.10m – 7 th
PV	Derek McKee	4.80m – 11 th
LJ	Jonathan Moyle	7.97m – 5 th
LJ	Willie Hinchcliffe	7.97m – 6 th
SP	Courtney Ireland	16.74m – 11 th
DT	Mark Robinson	53.64m – 10 th
HT	Angus Cooper	71.26m – B
HT	Phillip Jensen	68.96m – 5 th
JT	Gavin Lovegrove	81.66m – B
JT	Mike O'Rourke	79.00m – 5 th
JT	John Stapylton-Smith	72.80m – 7 th
Dec	Simon Poelman	8207 – S
Dec	Paul Henry	7071 – 10 th
Dec	Terry Lomax	6955 – 11 th
30kW	Shane Donnelly	2:24:01 – 10 th
30kW	Sean Sullivan	2:35:40 – 12 th
400R	Murray Gutry	44.34 – 9 th
	Gary Henley-Smith	
	Grant Gilbert	
	Dale McClunie	
1600R	Darren Dale	3:06.23 – 4 th
	Andrew Collins	
	Anthony Green	
	Dale McClunie	
100	Briar Toop	11.46 – 6 th
100	Michelle Seymour	11.69 – 5s1 (11 th)
100	Helen Pirivano	11.72 – 6s1 (12 th)
200	Briar Toop	23.89 – 3h1 (12 th)
200	Michelle Seymour	23.83 – 5h2 (11 th)
400	Jill Cockram	56.39 – 7h1 (12 th)
400	Andrea Wade	DNF
800	Carlene Dillimore	2:06.88 -5h1 (10 th)
800	Toni Hodgkinson	2:09.11 – 9 th
1500	Christine Pfitzinger	4:17.36 – 11 th
1500	Anne Hare	4:20.25 – 8h1 (15 th)
1500	Debbie Sheddan	4:21.42 – 8h2 (16 th)
3000	Anne Hare	9:15.49 – 10 th

3000	Sonia Barry	9:25.91 – 12 th
3000	Christine Pfitzinger	DNF
10000	Barbara Moore	32:44.73 – B
10000	Anne Audain	33:40.13 – 11 th
10000	Anne Hannam	34:42.62 – 13 th
Mar	Helen Moros	2:39:36 – 7 th
Mar	Margueritte Buist	DNF
100h	Cassandra Kelly	14.21 – 6h1 (14 th)
100h	Helen Pirovano	13.61 – 8 th
400h	Kim Peterson	59.56 – 6h1 (11 th)
400h	Anna Shattky	61.33 – 6h2 (12 th)
HJ	Tanya Dixon	1.88m – G
HJ	Tracy Phillips	1.88m – B
HJ	Trudy Woodhead	1.88m – 4 th
LJ	Jayne Moffitt	6.46m – 5 th
LJ	Lisa Ball	6.21m – 11 th
SP	Christine King	14.40m – 6 th
SP	Jan Maxwell	14.09m – 7 th
DT	Elizabeth Ryan	53.70m – 4 th
JT	Kaye Nordstrom	53.52m – 7 th
Hep	Joanne Henry	5764 – 5 th
Hep	Cassandra Kelly	5244 – 9 th
Hep	Lyn Osmers	5222 – 10 th
10kW	Anne Judkins	47:03 – S
10kW	Jane Jackson	DQ
400R	Helen Pirivano	44.77 – 4 th
	Michelle Seymour	
	Jayne Moffitt	
	Kim Peterson	
1600R	Jayne Moffitt	3:39.64 – 4 th
	Jill Cockram	
	Toni Hodgkinson	
	Carlene Dillimore	

9 medals

36 top 8

World Indoor Championships 1991 – Seville, ESP

2 athletes (0M, 2W)

HJ	Tania Dixon	1.80m – (21 st)
LJ	Jayne Mitchell	6.06m – (15 th)

World Championships 1991 – Tokyo, JPN

16 athletes (8M, 8W)

200	Cameron Taylor	21.40 – 8q4 (31 st)
5000	Kerry Rodger	14:03.81 – 11h3 (28 th)
HJ	Roger Te Puni	2.15m – 19qA (33 rd)
HT	Angus Cooper	68.48m – 11qB (21 st)
PV	Paul Gibbons	5.40m 10qB (18 th)
LJ	Jonathon Moyle	7.52m 19qA (34 th)
JT	Gavin Lovegrove	84.24m – 4 th
Dec	Simon Poelman	8267 points – 6 th
100	Michelle Seymour	11.87 – 8q4 (31 st)
1500	Christine Pfitzinger	4:08.43 – 9h1 (17 th)
10000	Lesley Morton	33:23.17 - 19h2 (42 nd)

400h	Lynnette Massey	57.55 – 5h3 (21 st)
HJ	Tania Murray	1.79m – 11qB (21 st)
LJ	Jayne Moffitt	6.29m – 13qA (26 th)
JT	Kirsten Smith	53.98m – 13qB (24 th)
Hep	Joanne Henry	5999 points – 18 th

0 medal 2 top 8 2 top 16

IAAF Placings Table: 8 points - 29th

XXV Olympic Games 1992 – Barcelona, ESP

13 athletes (7M, 6W)

200	Cameron Taylor	20.83 – 5h2 (23 rd)
5000	Robbie Johnston	13:57.87 – 9h1 (33 rd)
Mar	Rex Wilson	2:15:51 – 16 th
Mar	Derek Froude	2:19:37 – 35 th
JT	Gavin Lovegrove	77.08m – 9 th
PV	Paul Gibbons	NH
Dec	Simon Poelman	DNF

10000	Lesley Morton	33:51.06 – 17h2 (33 rd)
Mar	Lorraine Moller	2:33:59 – B
Mar	Marguerite Buist	DNF
10kW	Anne Judkins	45:28 – 9 th
JT	Kirsten Smith	59.34m – 17 th
Hep	Joanne Henry	DNF

1 medal 1 top 8 4 top 16

World Indoor Championships 1993 – Toronto, CAN

1 athletes (1M, 0W)

3000	Phil Clode	7:54.82 – 4h1 (15 th)
------	------------	-----------------------------------

World Championships 1993 – Stuttgart, GER

13 athletes (8M, 5W)

200	Mark Keddell	21.28 – 5h4 (40 th)
5000	Phil Clode	13:56.94 – 11h1 (28 th)
Mar	Derek Froude	DNF
20kW	Scott Nelson	1:30:15 – 27 th
400R	Todd Blythe	39.93 – 8s1 (14 th)
	Mark Keddell	
	Chris Donaldson	
	Augustine Nketia	
1600R	Shaun Farrell	3:05.84 – 5s1 (14 th)
	Nick Cowan	
	Darren Dale	
	Mark Keddell	
SP	Courtney Ireland	19.08m – 9qA (16 th)
JT	Gavin Lovegrove	77.08m- 9qB (15 th)

100	Michelle Seymour	11.79 – 8q3 (32 nd)
10000	Lesley Morton	33:54.39 – 16h2 (33 rd)
10000	Barbara Moore	34:38.27 – 19h1 (35 th)

Mar	Gabrielle O'Rourke	DNF
10kW	Linn Murphy	49:24 – 41 st

0 medal 0 top 8 4 top 16

IAAF Placings Table: 0 points

XV Commonwealth Games 1994 – Victoria, CAN

25 athletes (13M, 12W)

100	Augustine Nketia	10.42 – 7 th
400	Shaun Farrell	47.60 – 6q3 (21 st)
1500	Richard Potts	3:57.78 – 12s1 (21 st)
5000	Jonathan Wyatt	13:35.46 – 6 th
10000	Phil Clode	29:50.93 – 11 th
10000	Robbie Johnston	DNF
SP	Courtney Ireland	19.38m – S
HT	Angus Cooper	67.92m – 5 th
JT	Gavin Lovegrove	80.42m – B
Dec	Douglas Pirini	7840 – 5 th
Dec	Simon Poelman	DNF
30kW	Scott Nelson	2:09:10 – B
30kW	Craig Barrett	2:14:19 – 8 th
100	Michelle Seymour	11.59 – 6s1 (13 th)
200	Michelle Seymour	23.72 – 4h3 (17 th)
10000	Anne Hare	33:19.66 – 8 th
Mar	Nyla Carroll	2:34:03 – 5 th
HJ	Tracy Phillips	1.80m – 9 th
HJ	Tania Dixon	1.91m – 4 th
LJ	Joanne Henry	6.65m – 5 th
LJ	Chantal Brunner	6.63m – 6 th
SP	Christine King	16.27m – 5 th
SP	Beatrice Faumuina	14.80m – 9 th
DT	Beatrice Faumuina	57.12m – S
JT	Kirsten Smith	60.40 – S
JT	Kaye Nordstrom	54.90m – 8 th
Hep	Joanne Henry	6121 – 4 th
10kW	Linn Murphy	DQ

5 medal 17 top 8

World Indoor Championships 1995 – Barcelona, ESP

3 athletes (1M, 2W)

60	Augustine Nketia	6.63 – 6 th
3000	Kay Ulrich	DNF
HJ	Tania Dixon	1.85m – (22 nd)

World Championships 1995 – Gothenburg, SWE

15 athletes (11M, 4W)

100	Augustine Nketia	10.45 – 8s1 (16 th)
200	Chris Donaldson	20.82 – 7q3 (24 th)
200	Mark Keddell	40.08 – 8q1 (30 th)
1500	Martin Johns	3:45:10 – 8h2 (32 nd)

10000	Robbie Johnston	DNF
400R	Laud Codjoe	39.70 – 5h4 (19 th)
	Mark Keddell	
	Chris Donaldson	
	Augustine Nketia	
1600R	Callum Taylor	3:06.39 - 6s3(17 th)
	Nick Cowan	
	Mark Wilson	
	Robert Hanna	
20kW	Scott Nelson	1:32:19 – 31 st
50kW	Craig Barrett	4:10:26 – 22 nd
JT	Gavin Lovegrove	74.98m – 20 th
Dec	Simon Poelman	7969 points – 13 th
Mar	Nyla Carroll	2:50:25 – 29 th
LJ	Chantal Brunner	6.43m - 12 th
DT	Beatrice Faumuina	54.32m – 13qA (27 th)
Hep	Joanne Henry	DNF

0 medal 0 top 8 3 top 16

IAAF Placings Table: 0 points

XXVI Olympic Games 1996 – Atlanta, USA

18 athletes (12M, 6W)

100	Augustine Nketia	10.35 – 8q1 (29 th)
100	Chris Donaldson	10.39 – 6h4 (39 th)
200	Chris Donaldson	20.96 – 6h3 (48 th)
200	Mark Keddell	20.93 – 4h10 (45 th)
200	Matthew Coad	21.25 – 5h8 (65 th)
1500	Martin Johns	3:44.91 – 11h3 (40 th)
5000	Johnathan Wyatt	13:47.81 – 10s1 (16 th)
10000	Robbie Johnston	28:40.60 – 12h1 (24 th)
Mar	Sean Wade	2:30:35 – 83 rd
JT	Gavin Lovegrove	77.12m – (23 rd)
Dec	Douglas Pirini	7961 – 24 th
20kW	Scott Nelson	1:25:52 – 32 nd
50kW	Craig Barrett	4:15:15 – 33 rd
800	Toni Hodgkinson	2:00.54 – 8 th
5000	Anne Hare	15:29.11 – 13 th
10000	Nyla Carroll	32:50.64 – 10h1 (24 th)
Mar	Lorraine Moller	2:42:21 – 48 th
LJ	Chantal Brunner	6.49m – 10 th
DT	Beatrice Faumuina	58.40m – (23 rd)

0 medal 1 top 8 4 top 16

World Indoor Championships 1997 – Paris, FRA

4 athletes (1M, 3W)

60	Augustine Nketia	6.73 – 3h6 (27 th)
800	Toni Hodgkinson	2:00.36 – 5 th
PV	Cassandra Kelly	3.70m – (22 nd)
LJ	Chantal Brunner	6.34m – (18 th)

World Championships 1997 – Athens, GRE

18 athletes (12M, 6W)

100	Augustine Nketia	10.41 – 5h12 (49 th)
100	Chris Donaldson	10.40 – 8q1 (40 th)
200	Chris Donaldson	20.92 - 8s2 (15 th)
800	Mark Tonks	1:48.85 – 6h5 (40 th)
5000	Jonathan Wyatt	DNF
20kW	Scott Nelson	DNF
50kW	Craig Barrett	3:56.30 - 13 th
HJ	Paul Gibbons	5.45m – 11qB (22 nd)
DT	Ian Winchester	59.70m - 12qA (23 rd)
JT	Gavin Lovegrove	75.62m – 10qB (21 st)
Dec	Douglas Pirini	DNF
400R	Augustine Nketia	39.66 – 7h2 (25 th)
	Chris Donaldson	
	Paul Gibbons	
	Donald McDonald	
800	Toni Hodgkinson	2:00.40 – 6 th
5000	Anne Hare	DNF
10000	Nyla Carroll	DNF
LJ	Chantal Brunner	6.26m – 14qB (28 th)
DT	Beatrice Faumuina	66.82m – G
Hep	Joanne Henry	6011 points – 15 th

1 medal

2 top 8

4 top 16

IAAF Placings Table: 11 points – 34th

XVI Commonwealth Games 1998 – Kuala Lumpur, MAS

28 athletes (16M, 12W)

100	Chris Donaldson	10.19 – 7 th
200	Chris Donadson	20.62 – 7 th
200	Matthew Coad	21.12 – 5q2 (19 th)
800	Shaun Farrell	1:49.21 – 7s1 (15 th)
1500	Hamish Christensen	3:43.93 – 6 th
5000	Alan Bunce	14:02.98 – 8 th
Mar	Phil Costley	2:29:39 – 18 th
400h	Zion Armstrong	50.77 - 5h1 (14 th)
LJ	Aaron Langdon	7.50m – 5qB (13 th)
SP	Ian Winchester	18.35m – 8 th
DT	Ian Winchester	60.06m – 5 th
HT	Phillip Jensen	69.63m – 6 th
JT	Diggory Brooke	75.55m – 6 th
Dec	Simon Poelman	7425 – 11 th
50kW	Tony Sargisson	4:45:04 – 10 th
50kW	Craig Barrett	DNF
800	Toni Hodgkinson	2:04.00 – 5s2 (11 th)
1500	Toni Hodgkinson	4:10.99 – 8 th
Mar	Lee-Ann McPhillips	2:49:36 – 5 th
100h	Rowena Morton	13.67 – 5h1 (10 th)
PV	Jenni Dryburgh	3.90m – 6 th
PV	Melina Hamilton	3.90m – 7 th

PV	Cassandra Kelly	3.90m – 7 th
LJ	Chantal Brunner	6.35m – 6 th
LJ	Frith Maunder	6.20m – 7 th
SP	Beatrice Faumuina	16.41m – 4 th
SP	Tania Lutton	16.03m – 5 th
DT	Beatrice Faumuina	65.92m – G
HT	Tasha Williams	56.21m – 10 th
Hep	Joanne Henry	6096 – B

2 medal 19 top 8

World Indoor Championships 1999 – Maebashi, JPN

3 athletes (3M, 0W)

60	Chris Donaldson	6.73 – 6h2 (26 th)
200	Chris Donaldson	21.02 – 3s3 (9 th)
800	Shaun Farrell	1:52.48 – 4h3 (24 th)
1500	Hamish Christensen	3:42.80 - 6h1 (11 th)

World Championships 1999 – Seville, ESP

7 athletes (4M, 3W)

100	Chris Donaldson	10.47 – 3h5 (43 rd)
200	Chris Donaldson	20.96 – 8q3 (29 th)
1500	Hamish Christensen	3:41.11 – 9h3 (26 th)
50kW	Craig Barrett	3:54:38 – 8 th
DT	Ian Winchester	58.74m – 12qB (24 th)
800	Toni Hodgkinson	2:02.18 – 6h1 (25 th)
LJ	Chantal Brunner	6.40m – 13qB (22 nd)
DT	Beatrice Faumuina	64.62m – 5 th

0 medals 2 top 8 2 top 16

IAAF Placings Table: 6 points – 43rd

XXVII Olympic Games 2000 – Sydney, AUS

8 athletes (4M, 4W)

10000	Michael Aish	29:31.83 – 17h1 (34 th)
HJ	Glenn Howard	2.15m – 15qB (28 th)
DT	Ian Winchester	58.64m – 15qA (31 st)
50kW	Craig Barrett	3:55:53 – 18 th
800	Toni Hodgkinson	1:59.84 – 6s2 (12 th)
1500	Toni Hodgkinson	4:12.59 – 9h2 (28 th)
LJ	Chantal Brunner	6.42m – 12qA (21 st)
DT	Beatrice Faumuina	58.69m – 12 th
HT	Tasha Williams	61.18m – 9qA (17 th)

0 medal 0 top 8 2 top 16

IAAF Placings Table: 0 points

World Indoor Championships 2001 – Lisbon, POR

1 athletes (1M, 0W)

800 Mark Rogers 1:49.25 – 4h1 (14th)

World Championships 2001 – Edmonton, CAN

6 athletes (2M, 4W)

10,000 John Henwood 29:01.62 – 25th

50kW Craig Barrett DNF

400m Jane Arnott 52.57 – 6h5 (29th)

LJ Chantal Brunner 6.39m - 7qB (17th)

PV Jenni Dryburgh 4.25m - 9qA (16th)

HT Tasha Williams 63.83m – 9qB (15th)

0 medals 0 top 8 2 top 16

IAAF Placings Table: 0 points

XVII Commonwealth Games 2002 – Manchester, ENG

16 athletes (9M, 7W)

100 Dallas Roberts 10.69 - 6q4 (24th)

200 Dallas Roberts 21.17 – 8s2 (16th)

5000 Michael Aish 13:45.87 -12th

10000 Michael Aish 28:35.27 – 8th

10000 John Henwood 28:51.33 – 10th

Mar Jonathon Wyatt 2:14:20 – 6th

Mar Phil Costley 2:28:16 – 17th

Mar Craig Kirkwood DNF

HT Phil Jensen 69.48m – 

50kW Craig Barrett 3:56:42 – 

50kW Tony Sargisson 4:13:19 – 5th

400 Jane Arnott 53.49 - 8s2 (16th)

PV Melina Hamilton 3.90m – 9th

LJ Chantal Brunner 6.39m – 5th

SP Valerie Adams 17.45m – 

DT Beatrice Faumuina 60.83m – 

HT Tasha Williams 60.43m – 6th

20kW Gabrielle Gorst 1:44:48 – 6th

4 medals 10 top 8

World Indoor Championships 2003 – Birmingham, GBR

1 athletes (1M, 0W)

3000 Michael Aish 8:03.17 - 9h1 (16th)

World Championships 2003 – Paris, FRA

9 athletes (4M, 5W)

200 James Dolphin 21.08 – 8q2 (32nd)

1500	Adrian Blincoe	3:41.53 – 8s2 (16 th)
10000	Michael Aish	DNF
50kW	Craig Barrett	DQ
400h	Rebecca Wardell	56.51 – 5h1 (20 th)
PV	Melina Hamilton	4.00m – 10qA (23 rd)
SP	Valerie Adams	18.65m – 5 th
DT	Beatrice Faumuina	56.86 – 13 th
20kW	Gabrielle Gorst	1:38:51 – 26 th

0 medal 1 top 8 3 in top 16

IAAF Placings Table: 4 points – 52nd

World Indoor Championships 2004 – Budapest, HUN

2 athletes (0M, 2W)

PV	Melina Hamilton	4.20m -16 th
SP	Valerie Adams	18.22m – 4qB (10 th)

XXVIII Olympic Games 2004 – Athens, GRE

13 athletes (8M, 5W)

800	Jason Stewart	1:46.24 – 5h3 (26 th)
1500	Nick Willis	3:41.46 – 6s2 (15 th)
5000	Michael Aish	13:50.00 – 17 th
10000	John Henwood	DNF
Mar	Jonathon Wyatt	2:17:45 – 21 st
Mar	Dale Warrender	2:19:43 - 33 rd
JT	Stuart Farquhar	74.63m - 13qB (25 th)
50kW	Craig Barrett	4:06:48 – 29 th
5000	Kim Smith	15:31.80 - 11h1 (20 th)
Mar	Liza Hunter-Galvan	2:50:23 – 51 st
PV	Melina Hamilton	4.15m – 12qA (28 th)
SP	Valerie Adams	18.56m – 7 th
DT	Beatrice Faumuina	63.45m – 6 th

0 medal 2 top 8 2 top 16

IAAF Placings Table: 5 points – 45th

World Championships 2005 – Helsinki, FIN

14 athletes (6M, 8W)

800	Jason Stewart	1:50.35 – 4h3 (41 st)
1500	Nick Willis	3:40.87 – 6s1 (17 th)
1500	Adrian Blincoe	3:38.20 – 9s2 (14 th)
Mar	Scott Winton	2:19:41 – 28 th
Mar	Jonathon Wyatt	2:23:19 – 43 rd
50kW	Craig Barrett	DQ
10000	Kim Smith	31:24.29 - 15 th
Mar	Shireen Crumpton	2:37:03 – 33 rd
Mar	Liza Hunter-Galvan	2:39:47 – 39 th
Mar	Rebecca Moore	2:50:36 -45 th

Mar	Kay Ulrich	DNF
PV	Melina Hamilton	4.15m – 12qA (20 th)
SP	Valerie Adams	19.62m – S
DT	Beatrice Faumuina	62.73m - 4 th

1 medal 2 top 8 4 top 16

IAAF Placings Table: 12 points – 33rd

XVIII Commonwealth Games 2006 – Melbourne, AUS

23 athletes (11M, 12W)

200	James Dolphin	20.72 – 8 th
800	Jason Stewart	1:47.72 – 5 th
1500	Nick Willis	3:38.49 – G
1500	Paul Hamblyn	3:39.38 – 4 th
1500	Adrian Blincoe	3:44.88 – 10 th
10000	Michael Aish	29:05.55 – 7 th
JT	Stuart Farquhar	77.40m – 7 th
Dec	Brent Newdick	7566 – 4 th
50kW	Tony Sargisson	3:58:05 – S
50kW	Craig Barrett	4:02:27- 4 th
4x100R	Chris Donaldson	DNF
	James Dolphin	
	James Mortimer	
	Matthew Brown	

400	Jane Arnott	52.53 – 4s1
Mar	Rebecca Moore	3:03:35 – 18 th
Mar	Liza Hunter-Galvan	DNF
3000S	Kate McIlroy	9:35.70 -5 th
3000S	Rebecca Forlong	10:36.08 – 14 th
HJ	Angela McKee	1.83m – B
PV	Melina Hamilton	4.15m – 8 th
LJ	Chantal Brunner	6.56m – 4 th
SP	Valerie Adams	19.66m - G
DT	Beatrice Faumuina	59.12m – 4 th
Hep	Rebecca Wardell	5845 – 7 th
Hep	Sarah Cowley	4734 - 10 th

4 medals 16 top 8

World Championships 2007 – Osaka, JPN

10 athletes (6M, 4W)


200	James Dolphin	20.80 – 8q1 (23 rd)
1500	Nick Willis	3:36.13 – 10 th
1500	Gareth Hyett	3:45.70 – 11h3 (34 th)
10000	Michael Aish	30:34.16 – 18 th
JT	Stuart Farquhar	78.08m – 19 th
50kW	Tony Sargisson	DNF
10000	Kim Smith	32:06.89 – 5 th
Mar	Nina Rillstone	2:33:58 – 13 th
SP	Valerie Adams	20.54m – G
DT	Beatrice Faumuina	55.75m – 24 th

1 medal 2 top 8 4 top 16

IAAF Placings Table: 12 points – 31st

World Indoor Championships 2008 – Valencia, ESP

3 athletes (1M, 2W)

1500	Nick Willis	DQ
3000	Kimberley Smith	8:48.48 – 6 th
SP	Valerie Adams	20.19m – 

XXIX Olympic Games 2008 – Beijing, CHN

10 athletes (4M, 6W)


200	James Dolphin	20.98 - 6h8 (39 th)
1500	Nick Willis	3:34.16 – 
5000	Adrian Blincoe	13:55.27 – 7h2 (27 th)
JT	Stuart Farquhar	76.14m – 20 th
10000	Kim Smith	30:51.00 – 9 th
Mar	Nina Rillstone	2:31:16 – 16 th
Mar	Liza Hunter-Galvan	2:34:51 – 35 th
SP	Valerie Adams	20.56m – 
DT	Beatrice Faumuina	57.15m – 28 th
Hep	Rebecca Wardell	5989 – 22 nd

2 medal 2 top 8 4 top 16

IAAF Placings Table: 12 points – 28th

World Championships 2009 – Berlin, GER

11 athletes (3M, 8W)

Mar	Michael Aish	DNF
JT	Stuart Farquhar	78.53 – 14 th
Dec	Brent Newdick	7915pts – 23 rd
200	Monique Dell	22.90 – 3s3 (12 th)
800	Nikki Hamblin	2:31.94 - 6h6 (40 th)
1500	Nikki Hamblin	4:10.96 - 5s2 (16 th)
10000	Kim Smith	31:21.42 – 8 th
Mar	Mary Davies	2:38:48 – 34 th
Mar	Fiona Docherty	2:40:18 – 40 th
Mar	Shireen Crumpton	2:41:31 – 43 rd
100h	Andrea Miller	13.83 – 5h1 (34 th)
SP	Valerie Adams	20.44 – 

1 medal 2 top 8 5 top 16

IAAF Placings Table: 9 points – 30th

World Indoor Championships 2010 – Doha, QTR

2 athletes (1M, 1W)

1500	Adrian Blincoe	3:40.50 – 5h3 (12 th)
SP	Valerie Adams	20.49m – G

XIX Commonwealth Games 2010 – Delhi, IND

11 athletes (4M, 7W)

1500	Nick Willis	3:42.38 – B
1500	Adrian Blincoe	3:44.47 – 10 th
5000	Adrian Blincoe	14:03.07 – 11 th
JT	Stuart Farquhar	78.15m – S
Dec	Brent Newdick	7899 – S
200	Monique Dell	23.71 – 6 th
800	Nikki Hamblin	2:00.05 – S
1500	Nikki Hamblin	4:05.97 – S
100h	Andrea Miller	13.25 – B
HJ	Liz Lamb	1.78m – 6 th
SP	Valerie Adams	20.47m – G
DT	Beatrice Faumuina	57.79m – 5 th
Hep	Rebecca Wardell	DNF

7 medals **10 top 8**

World Championships 2011 – Daegu, KOR

7 athletes (5M, 2W)

1500	Nick Willis	3:38.69 – 12 th
5000	Jake Robertson	14:03:09 – 15 th
JT	Stuart Farquhar	78.99m – 11 th
Dec	Brent Newdick	7761pts – 19 th
50kW	Quentin Rew	4:08:46 – 24 th
800	Nikki Hamblin	2:02.97 – 5h5 (24 th)
1500	Nikki Hamblin	4:36.70 – 10h1 (31 st)
SP	Valerie Adams	21.24 – G

1 medal **1 top 8** **4 top 16**

IAAF Placings Table: 8 points – 34th

World Indoor Championships 2012 – Istanbul, TUR

1 athlete (0M, 1W)

SP	Valerie Adams	20.54m – G
----	---------------	-------------------

XXX Olympic Games 2012 – London, GBR

8 athletes (4M, 4W)

1500	Nick Willis	3:36.94 – 9 th
------	-------------	---------------------------

JT	Stuart Farquhar	80.22m – 9 th
Dec	Brent Newdick	7988 – 12 th
50kW	Quentin Rew	3:55:03 – 27 th
1500	Lucy Van Dalen	4:06.97 – 10s1 (22 nd)
Mar	Kim Smith	2:26:59 – 15 th
SP	Valerie Adams	20.70m – G
Hep	Sarah Cowley	5873 – 25 th

1 medal 1 top 8 5 top 16

IAAF Placings Table: 8 points – 34th

World Championships 2013 – Moscow, RUS

9 athletes (6M, 3W)

1500	Nick Willis	3:43.80 – 7s1 (18 th)
5000	Zane Robertson	13:46.55 – 14 th
5000	Jake Robertson	14:09.50 – 14h2 (27 th)
10000	Jake Robertson	DNF
JT	Stuart Farquhar	79.24m – 9 th
Dec	Brent Newdick	7744pts – 23 rd
50kW	Quentin Rew	3:50.27 – 17 th
800	Angela Smit	2:00.60 – 4h2 (17 th)
Mar	Mary Davies	2:51:24 – 37 th
SP	Valerie Adams	20.88m – G

1 medal 1 top 8 3 top 16

IAAF Placings Table: 8 points – 35th

World Indoor Championships 2014 – Sopot, POL

5 athletes (3M, 2W)

1500	Nick Willis	DQ
3000	Zane Robertson	8:01.81 – 12 th
SP	Thomas Walsh	21.26m – B
3000	Lucy Van Dalen	9:10.20 – 8h1 (14 th)
SP	Valerie Adams	20.67m – G

XX Commonwealth Games 2014 – Glasgow, SCO

18 athletes (10M, 8W)

1500	Nick Willis	3:39.60 - B
1500	Julian Matthews	3:41.84 - 9 th
1500	Zane Robertson	3:43.02 – 7h1
5000	Zane Robertson	13:16.52 – B
5000	Jake Robertson	13:29.69 – 9 th
5000	Nick Willis	13:34.46 – 10 th
10000	Jake Robertson	28:03.70 – 7 th
SP	Tom Walsh	21.19m – S
SP	Jacko Gill	18.05m – 11 th
JT	Stuart Farquhar	78.14m – 5 th
Dec	Brent Newdick	DNF

Dec	Scott McLaren	DNF
800	Angela Smit	2:01.94 – 5 th
800	Nikki Hamblin	2:02.43 – 7 th
1500	Nikki Hamblin	4:10.77 – 5 th
1500	Lucy Van Dalen	4:14.86 – 7h2
5000	Lucy Van Dalen	15:58.43 – 13 th
HJ	Sarah Cowley	1.86m – 9 th
SP	Valerie Adams	19.88m – G
DT	Siositina Hakeai	58.67m – 4 th
HT	Julia Ratcliffe	69.96m – S
1600R	Portia Bing	3:34.62 – 6h2
	Brooke Cull	
	Zoe Ballantyne	
	Louise Jones	

5 medals 11 top 8

World Championships 2015 – Beijing, CHN

14 athletes (7M, 7W)

1500	Julian Matthews	3:40.45 – 11s2 (16 th)
1500	Nick Willis	3:35.46 – 6 th
400h	Michael Cochrane	49.58 – 7h1 (28 th)
20kW	Quentin Rew	1:22:18 – 17 th
50kW	Quentin Rew	3:48:48 – 10 th
SP	Jacko Gill	20.11m - 8 th
SP	Thomas Walsh	21.58m - 4 th
JT	Stuart Farquhar	78.30m -10GpA (23 rd)
800	Angela Petty	1:59.53 – 4s2 (16 th)
1500	Nikki Hamblin	4:16.65 – 9h2 (31 st)
3000S	Rosa Flanagan	10:00.71 – 12h1 (37 th)
DT	Te Rina Keenan	59.20m – 9GpA (18 th)
20kW	Alana Barber	1:33:20 – 18 th
DT	Siositina Hakeai	54.89m – 15GpB (30 th)
Hep	Portia Bing	6057pts – 16 th

0 medal 3 top 8 7 top 16

IAAF Placings Table: 9 points – 37th

World Indoor Championships 2016 – Eugene, USA

5 athletes (3M, 2W)

1500	Nick Willis	3:44.37 - B
SP	Thomas Walsh	21.78m - G
SP	Jacko Gill	19.93m - 9 th
PV	Eliza McCartney	4.70m - 5 th
SP	Valerie Adams	19.25m – B

XXXI Olympic Games 2016 – Rio de Janeiro, BRA

14 athletes (8M, 6W)

1500	Nick Willis	3:50.24 – B
1500	Julian Matthews	3:40.40 – 9h1 (19 th)
1500	Hamish Carson	3:48.18 – 8h2 (32 nd)
10000	Zane Robertson	27:33.67 – 12 th
SP	Tom Walsh	21.36m – B
SP	Jacko Gill	20.50m - 9 th
JT	Stuart Farquhar	77.32m – 29 th
20kW	Quentin Rew	DQ
50kW	Quentin Rew	3:49:32 – 12 th
800	Angela Petty	2:02.40 – 4h1 (45 th)
1500	Nikki Hamblin	4:11.88 – 13h2 (30 th)
5000	Nikki Hamblin	16:14.24 - 17 th
5000	Lucy Oliver	15:53.77 – 14h1 (27 th)
PV	Eliza McCartney	4.80m - B
SP	Valerie Adams	20.42m – S
20kW	Alana Barber	1:35:55 – 35 th

4 medals 4 top 8 7 top 16

IAAF Placings Table: 25 points – 13th

World Championships 2017– London, GBR

12 athletes (8M, 4W)

100	Joseph Millar	10.31 – 5h4 (33 rd)
200	Joseph Millar	20.97 – 6h6 (39 th)
1500	Nick Willis	3:36.82 – 8 th
10000	Zane Robertson	27:48.59 – 16 th
50kW	Quentin Rew	3:46:29 – 12 th
SP	Tomas Walsh	22.03m - G
SP	Jacko Gill	20.82m – 9 th
DT	Marshall Hall	56.64m – 15q1 (30 th)
JT	Ben Langton Burnell	76.46m - 12q2 (24 th)
800	Angela Petty	2:01.76 – 4h3 (25 th)
5000	Camille Buscomb	15:40.41 – 16h1 (30 th)
10000	Camille Buscomb	33:07.53 – 30 th
PV	Eliza McCartney	4.55m – 9 th
HT	Julia Ratcliffe	64.72m – 14q1 (26 th)

1 medal 2 top 8 6 top16

IAAF Placings Table: 9 points – 38th

World Indoor Championships 2018 – Birmingham, GBR

4 athletes (3M, 1W)

3000	Hamish Carson	8:14.40 – 10h1(15 th)
3000	Julian Oakley	8:18.60 - 9 th
SP	Thomas Walsh	22.31m - G
PV	Eliza McCartney	4.75m – 4 th

XXi Commonwealth Games 2018 – Gold Coast, AUS

16 athletes (8M, 8W)

200	Joseph Millar	21.01 – 6s3 (16 th)
800	Brad Matthas	1:46.07 – 5 th
10000	Jake Robertson	27:30.90 – 5 th
400mh	Cameron French	50.60 – 6h2 (14 th)
20km RW	Quentin Rew	1:21:47 – 5 th
PV	Nick Southgate	NH – 9 th
SP	Thomas Walsh	21.41m - G
JT	Ben Langton Burnell	73.77m – 12 th

800	Angela Petty	2:00.62 – 5h1 (9 th)
5000	Camille Buscomb	15:55.45 – 12 th
10000	Camille Buscomb	32:23.91 – 14 th
20km RW	Alana Barber	1:34:18 - S
PV	Eliza McCartney	4.70m - S
PV	Olivia McTaggart	4.30m – 9 th
SP	Valerie Adams	18.70m - S
DT	Siositina Hakeai	57.16m – 4 th
HT	Julia Ratcliffe	69.94m - G

World Championships 2019 – Doha, QAT

13 athletes (7M, 6W)

100	Edward Osei-Nketia	10.24 – 5h2 (26 th)
Mar	Malcolm Hicks	2:17:45 – 27 th
Mar	Caden Shields	2:18:08 – 30 th
50kmRW	Quentin Rew	4:15:54 – 11 th
HJ	Hamish Kerr	2.22m – 11qB (23 rd)
SP	Thomas Walsh	22.90m - B
SP	Jacko Gill	21.45m – 7 th

100	Zoe Hobbs	11.58 – 6h5 (39 th)
200	Zoe Hobbs	23.94 – 6h1 (42 nd)
5000m	Camille Buscomb	14:58.59 – 12 th
10000m	Camille Buscomb	31:13.21 – 12 th
400h	Portia Bing	DQ
SP	Madison-Lee Wesche	17.22m - 13qB (25 th)
HT	Julia Ratcliffe	70.45m – 7qA (14 th)

1 medal **2 top 8** **5 top16**

IAAF Placings Table: 8 points – 42nd

Out of Stadia Competitions

52nd International Cross Country Championships 1965 – Ostend, BEL

SM	Jeff Julian	6 th
SM	Peter Welsh	16 th
SM	Pat Sidon	18 th
SM	Norris Wyatt	20 th
SM	Bryan Rose	24 th
SM	Geoff Pyne	26 th
SM	Grant Wheeler	31 st
SM	Barry Everett	40 th
SM	Alan Parkinson	75 th
SM	Team	B

54th International Cross Country Championships 1967 – Barry, WAL

SM	Bryan Rose	B
SM	Peter Welsh	12 th
SM	Eddie Gray	17 th
SM	Mike Ryan	19 th
SM	Jeff Julian	21 st
SM	Norris Wyatt	24 th
SM	Barry Everett	25 th
SM	Grant Wheeler	31 st
SM	Rex Maddaford	37 th
SM	Lloyd Walker	Reserve
SM	Team	S

56th International Cross Country Championships 1969 – Glasgow, SCO

SM	Rex Maddaford	7 th
SM	Euan Robertson	13 th
SM	Gavin Thorley	22 nd
SM	Barry Everett	37 th
SM	Bryan Rose	39 th
SM	John Robinson	42 nd
SM	Eddie Gray	57 th
SM	Dave Sirl	67 th
SM	John Campbell	69 th
SM	Team	4 th
SW	Val Robinson	B
SW	Millie Sampson	7 th
SW	Carol Russell	12 th
SW	Kathy McHugh	13 th
SW	Jennifer Horton	33 rd
SW	Diane Dixey	38 th
SW	Team	S

58th International Cross Country Championships 1971 – San Sebastian, ESP

SM	Eddie Gray	B
SM	Rod Dixon	10 th
SM	Bryan Rose	26 th
SM	Rex Maddaford	37 th
SM	John Sheddan	57 th
SM	Martin Simmons	59 th
SM	Geoff Pyne	71 st
SM	Gavin Thornley	DNF
SM	Team	4 th
SW	Val Robinson	7 th
SW	Bev Shingles	8 th
SW	Irene Miller	9 th
SW	Heather Thomson	18 th
SW	Millie Sampson	29 th
SW	Anne Smith	45 th
SW	Team	S

1st World Cross Country Championships 1973 – Waregem, BEL

SM	Rod Dixon	B
SM	Dick Taylor	12 th
SM	Bryan Rose	14 th
SM	Euan Robertson	15 th
SM	Eddy Gray	38 th
SM	Nathan Healey	54 th
SM	John Sheddan	59 th
SM	Howard Healey	130 th
SM	Team	B
SW	Anne Audain	9 th
SW	Valerie Robinson	24 th
SW	Heather Thomson	28 th
SW	Lidaina Melchers	42 nd
SW	Millie Sampson	44 th
SW	Gail Finlay	63 rd
SW	Team	6 th

3rd World Cross Country Championships 1975 – Rabat, MAR

SM	John Walker	4 th
SM	Euan Robertson	5 th
SM	Dave Sirl	25 th
SM	John Dixon	26 th
SM	John Sheddan	33 rd
SM	Bryan Rose	34 th
SM	Jack Foster	36 th
SM	Kevin Ryan	72 nd
SM	Dick Quax	113 th
SM	Team	G
SW	Lorraine Moller	5 th
SW	Heather Thomson	6 th
SW	Anne Garrett	10 th

SW	Allison Deed	29 th
SW	Dianne Zorn	51 st
SW	Team	

5th World Cross Country Championships 1977 – Dusseldorf, GER

SM	Euan Robertson	6 th
SM	Jack Foster	33 rd
SM	Howard Healey	39 th
SM	John Dixon	46 th
SM	Dave Sirl	54 th
SM	Paul Ballinger	65 th
SM	Bruce Jones	97 th
SM	Roger Robinson	132 nd
SM	Barry Jones	148 th
SM	Team	5 th

SW	Anne Garrett	9 th
SW	Heather Thomson	13 th
SW	Barbara Moore	24 th
SW	Irene Miller	30 th
SW	Allison Deed	79 th
SW	Shirley Somervell	88 th
SW	Team	

7th World Cross Country Championships 1979 – Limerick, IRL

SM	Euan Robertson	17 th
SM	Kevin Ryan	55 th
SM	Howard Healey	58 th
SM	John Dixon	87 th
SM	Alan Thurlow	111 th
SM	Bruce Jones	133 rd
SM	Martin Couldwell	143 rd
SM	Daniel O'Connell	150 th
SM	Jack Foster	155 th
SM	Team	13 th

SW	Anne Audain	14 th
SW	Heather Thomson	20 th
SW	Mary O'Connor	34 th
SW	Lorraine Moller	39 th
SW	Barbara Moore	56 th
SW	Ann-Marie Keown	64 th
SW	Team	5 th

World Race Walking Cup 1979 – Eschborn, GER

20k	Graeme Seatter	1:33:03 – 41 st
20k	Neil Blaney	DNF
20k	Allan Callow	DNF

50k	Mike Parker	4:08:56 – 29 th
50k	Allan Callow	DNF
50k	Ross Pilkington	DNF
50k	Graeme Seatter	DNF

9th World Cross Country Championships 1981 – Madrid, ESP

SM	Rod Dixon	11 th
SM	Paul Ballinger	41 st
SM	Euan Robertson	58 th
SM	Tom Birnie	116 th
SM	Gary Palmer	125 th
SM	Barry Ellis	136 th
SM	Alan Thurlow	151 st
SM	Don Greig	180 th
SM	Peter Renner	DNF
SM	Team	12 th
SW	Dianne Rodger	12 th
SW	Mary O'Connor	25 th
SW	Lorraine Moller	26 th
SW	Anne Audain	27 th
SW	Gail Rear	35 th
SW	Barbara Moore	63 rd
SW	Team	4 th

10th World Cross Country Championships 1982 – Rome, ITA


SM	Rod Dixon	
SM	Paul Ballinger	57 th
SW	Dianne Rodger	5 th
SW	Mary O'Connor	26 th

11th World Cross Country Championships 1983 – Gateshead, GBR

SM	Paul Ballinger	27 th
SM	Tom Birnie	47 th
SM	Rex Wilson	54 th
SM	Derek Froude	126 th
SM	Martin Couldwell	128 th
SM	Gary Palmer	132 nd
SM	Don Greig	143 rd
SM	Shane Marshall	144 th
SM	Euan Robertson	155 th
SM	Team	14 th
SW	Christine Hughes	26 th
SW	Sue Bruce	27 th
SW	Mary O'Connor	31 st
SW	Barbara Moore	38 th
SW	Debbie Elsmore	44 th
SW	Glenys Kroon	72 nd
SW	Team	6 th

12th World Cross Country Championships 1984 – New York, USA

SM	Rex Wilson	20 th
SM	John Bowden	33 rd
SM	Dave Burridge	38 th
SM	Shane Marshall	44 th

SM	Tom Birnie	70 th
SM	Dallas McCullum	71 st
SM	Paul Ballinger	103 rd
SM	Derek Froude	145 th
SM	Team	8 th
SW	Dianne Rodger	14 th
SW	Mary O'Connor	19 th
SW	Christine Hughes	27 th
Sw	Sue Bruce	31 st
SW	Linden Wilde	50 th
SW	Sara Harnett	82 nd
SW	Team	

13th World Cross Country Championships 1985 – Lisbon, POR

SM	Rex Wilson	54 th
SM	John Bowden	72 nd
SM	Michael Gilchrist	115 th
SM	Derek Froude	116 th
SM	Tom Birnie	125 th
SM	Ken Moloney	133 rd
SM	Bruce Rattray	140 th
SM	Gregor Cameron	191 st
SM	Team	13 th
SW	Sue Bruce	8 th
SW	Christine McMiken	25 th
SW	Gail Rear	47 th
SW	Mary O'Connor	64 th
SW	Linden Wilde	81 st
SW	Christine Pfitzinger	withdrew
SW	Team	7 th

14th World Cross Country Championships 1986 – Neuchatel, SUI

SM	Dave Burridge	40 th
SM	John Bowden	97 th
SM	Peter Renner	106 th
SM	Geoff Shaw	107 th
SM	Kerry Rodger	114 th
SM	Ken Moloney	166 th
SM	Rex Wilson	179 th
SM	John Campbell	242 nd
SM	Team	13 th
SW	Christine McMiken	7 th
SW	Gail Rear	18 th
SW	Mary O'Connor	19 th
SW	Wendy Renner	23 rd
SW	Sue Bruce	32 nd
SW	Debbie Elsmore	33 rd
SW	Team	

15th World Cross Country Championships 1987 – Warsaw, POL

SM	Dave Burrige	30 th
SM	Ken Moloney	74 th
SM	Rex Wilson	79 th
SM	Gregor Cameron	91 st
SM	David Rush	155 th
SM	Kerry Rodger	170 th
SM	Chris Tobin	179 th
SM	Shane Marshall	182 nd
SM	Team	14 th

SW	Gail Rear	33 rd
SW	Mary O'Connor	36 th
SW	Glenys Kroon	54 th
SW	Sue Bruce	82 nd
SW	Debbie Elsmore	86 th
SW	Lesley Graham	123 rd
SW	Team	11 th

16th World Cross Country Championships 1988 – Auckland, NZL

SM	John Campbell	36 th
SM	Chris Pilone	74 th
SM	John Bowden	77 th
SM	Tom Birnie	90 th
SM	Phillip Clode	94 th
SM	Chris Tobin	103 rd
SM	Derek Froude	110 th
SM	Rod Dixon	117 th
SM	Ken Moloney	171 st
SM	Team	11 th

JM	Ross Wilson	25 th
JM	Richard Lindroos	28 th
JM	Michael Johnston	49 th
JM	Jeremy Forbes	50 th
JM	Glen le Gros	64 th
JM	Dean Ogilvie	76 th
JM	Team	7 th

SW	Christine McMiken	27 th
SW	Jackie Goodman	33 rd
SW	Barbara Moore	45 th
SW	Lesley Graham	56 th
SW	Mary O'Connor	72 nd
SW	Christine Pfitzinger	82 nd
SW	Team	9 th

17th World Cross Country Championships 1989 – Stavanger, NOR

SM	Rex Wilson	53 rd
SM	Mark Furlan	145 th
SM	David Rush	163 rd

JM	Richard Lindroos	25 th
JM	Dean Olgilvie	58 th

JM	Glen le Gros	104 th
JM	Richard Potts	128 th
JM	Team	20 th
SW	Lesley Graham	43 rd
SW	Lesley Morton	48 th
SW	Mary O'Connor	55 th
SW	Debbie Elsmore	61 st
SW	Jackie Goodman	77 th
SW	Barbara Moore	89 th
SW	Team	11 th

18th World Cross Country Championships 1990 – Aix-les-Bains, FRA

SM	Phillip Clode	62 nd
SM	Mark Furlan	93 rd
SM	Patrick Meffan	178 th
SW	Mary O'Connor	85 th

19th World Cross Country Championships 1991 – Antwerp, BEL

SM	Phillip Clode	63 rd
SM	Rex Wilson	82 nd
SM	Paul Smith	118 th
SM	Sean Wade	172 nd
SM	Mark Furlan	178 th
SM	Robbie Johnston	197 th
SM	Richard Potts	204 th
SM	Brian Gillatt	216 th
SM	John Campbell	DNF
SM	Team	17 th
JM	Robert Condor	29 th
JM	Jonathan Wyatt	52 nd
JM	Dale Warrander	107 th
SW	Lesley Graham	78 th
SW	Linden Wilde	82 nd
SW	Mary O'Connor	84 th
SW	Sharon Hayes	93 rd
SW	Maree Turner	98 th
SW	Lesley Morton	108 th
SW	Team	17 th
JW	Kay Gooch	29 th

World Race Walking Cup 1991 – San Jose, USA

20k	Derek Beaven	1:32:38 – 78 th
20k	Scott Nelson	1:33:10 – 80 th
20k	Craig Barrett	1:35:34 – 86 th
20k	Sean Sullivan	1:41:54 – 100 th
50k	Paul McElwee	4:24:10 – 50 th
50k	Gary Little	4:39:27 – 63 rd

50k	Wayne Marriott	5:10:06 – 71 st
50k	Mark Gray	5:28:23 – 73 rd
Men	Team	19 th
10k	Jane Jackson	54:23 – 70 th
10k	Lynley Mathieson	54:30 – 71 st
10k	Sharon De Groot	55:37
Women	Team	19 th

7th World Mountain Running Trophy 1991 – Zermatt, SUI

SM	Russell Hurring	29 th
SM	Thomas Whitehead	63 rd

20th World Cross Country Championships 1992 – Boston, USA

SM	Richard Potts	54 th
JM	Phillip Starr	15 th
SW	Lesley Morton	53 rd
SW	Sharon Clode	94 th

8th World Mountain Running Trophy 1992 – Valle di Susa, ITA

SM	Russell Hurring	38 th
SM	Barry Prosser	57 th
SM	Paul Forster	60 th
SM	Team	14 th

21st World Cross Country Championships 1993 – Amorebieta, ESP

SM	Richard Lindroos	164 th
SM	Richard Potts	DNF
SM	Jonathan Wyatt	DNF
JM	Mark McKeown	24 th
SW	Lesley Morton	65 th
SW	Mary O'Connor	67 th
SW	Raewyn O'Donnell	78 th
SW	Anne Hare	107 th
SW	Team	16 th

World Race Walking Cup 1993 – Monterrey, MEX

20k	Scott Nelson	1:37:36 – 71 st
20k	Gary Little	1:41:13 – 80 th
20k	Graeme Jones	1:52:42 – 92 nd
20k	Craig Barrett	DNF
20k	Shane Donnelly	DNF
20k	Team	21 st

World Half Marathon Championships 1993 – Brussels, BEL

SM	Peter Handcock	1:07:10 – 103 rd
SM	David Rush	1:07:27 – 105 th
SM	Brent Halley	1:09:37 – 114 th
SM	Team	23 rd
SW	Andrea Devine	1:20:52 – 73 rd
SW	Debbie Sheddan	DNF

9th World Mountain Running Trophy 1993 – Gap, FRA

SM	Andrew Peskett	25 th
SM	Barry Prosser	51 st
SM	Alastair Munroe	77 th
SM	David Gardner	78 th
SM	Andrew Skelling	93 rd
SM	Team	13 th

World Half Marathon Championships 1994 – Oslo, NOR

SM	Wayne Edgeler	1:08:14 – 102 nd
SM	Andrew Peskett	1:08:26 – 106 th
SM	Alaister Munroe	1:10:49 – 112 th
SM	Team	24 th
SW	Lesley Morton	1:15:47 – 66 th

10th World Mountain Running Trophy 1994 – Berchtesgarden, GER

SM	Kevin Broad	43 rd
SM	Andrew Peskett	51 st
SM	Alastair Munroe	58 th
SM	Paul Foster	76 th
SM	Charles Dunkley	85 th
SM	Mark Green	109 th
SM	Team	12 th
SW	Katie Fettes	19 th

23rd World Cross Country Championships 1995 – Durham, GBR

SM	Kerry Rodger	70 th
SM	Phillip Costley	122 nd
SM	Paul Smith	143 rd
SW	Nyla Carroll	34 th
JW	Kate Inwood	60 th

World Race Walking Cup 1995 – Beijing, CHN

20k	Craig Barrett	1:31:52 – 71 st
20k	Graeme Jones	1:39:08 – 95 th
20k	Tony Sargisson	1:40:26 – 99 th

20k	Scott Nelson	DNF
20k	Team	28 th
10k	Rachel Gibbon	51:02 – 84 th
10k	Lynley Mathieson	57:13 – 96 th
10k	Christine Tuka	DQ
10k	Jenny Jones-Billington	DNF
10k	Team	25 th

World Half Marathon Championships 1995 – Belfort, FRA

SM	Chris Dagg	1:07:41 – 102 nd
SW	Anne Hare	1:13:29 – 30 th
SW	Wendy Llewellyn	1:19:17 – 73 rd

11th World Mountain Running Trophy 1995 – Edinburgh, SCO

SM	Andrew Peskett	15 th
SM	Aaron Strong	27 th
SM	Wayne Atkins	30 th
SM	Barry Prosser	36 th
SM	Kevin Broad	45 th
SM	Chris Morrissey	98 th
SM	Team	5 th
SW	Megan Burton	30 th
SW	Helen Boyd	33 rd
SW	Karyn Mills	35 th
SW	Team	9 th

24th World Cross Country Championships 1996 – Cape Town, RSA

SM	Robbie Johnston	67 th
SM	Jason Cameron	68 th
SM	Kerry Rodger	88 th
SM	Phillip Clode	101 st
SM	Jonathan Wyatt	111 th
SM	Phillip Costley	114 th
SM	Dale Warrander	DNF
SM	Team	12 th
SW	Melissa Moon	40 th
SW	Anne Hare	51 st
SW	Maree Bunce	56 th
SW	Sonia Barry	61 st
SW	Geraldine Macdonald	DNF
SW	Team	12 th

12th World Mountain Running Trophy 1996 – Telfes, AUT

SM	Aaron Strong	5 th
SM	Andrew Peskett	42 nd
SM	Wayne Atkins	51 st
SM	Kevin Broad	66 th
SM	Liam Healey	77 th

SM	David Rush	84 th
SM	Team	10 th
SW	Lee Berry	17 th
SW	Megan Burton	21 st
SW	Shireen Crumpton	25 th
SW	Jill Wastenra	50 th
SW	Team	4 th

25th World Cross Country Championships 1997 – Turin, ITA

SM	Jason Cameron	99 th
SM	Duncan Ross	117 th
SM	Paul Smith	121 th
SM	Philip Starr	140 th
SM	Phillip Costley	151 st
SW	Anne Hare	55 th
SW	Melissa Moon	57 th
SW	Linden Wilde	72 nd
SW	Lesley Morton	99 th
SW	Maree Bunce	111 th
SW	Sarah Horan	130 th
SW	Team	14 th

World Race Walking Cup 1997 – Podebrady, CZE

50k	Craig Barrett	DQ
-----	---------------	----

World Half Marathon Championships 1997 – Kosice, SLO

SM	Jeffrey Spillane	1:04:31 – 66 th
SW	Lee-Ann McPhillips	1:13:42 – 38 th

13th World Mountain Running Trophy 1997 – Upice-Male Svatonovice, CZE

SM	Aaron Strong	4 th
SM	Paul McCrae	33 rd
SM	Wayne Atkins	40 th
SM	Michael Wakelin	59 th
SM	Liam Healey	65 th
SM	Hamish McElwee	69 th
SM	Team	7 th
SW	Melissa Moon	 B
SW	Megan Edhouse	18 th
SW	Shireen Crumpton	29 th
SW	Jill Westerna	37 th
SW	Team	5 th




26th World Cross Country Championships 1998 – Marrakech, MAR

SM-S	Blair Martin	54 th
JM	Adrian Blincoe	68 th
SW-S	Nyla Carroll	14 th
SW-S	Sonia Barry	57 th
SW-L	Nyla Carroll	23 rd
JW	Demelza Murrehy	91 st

7th World Half Marathon Championships 1998 – Uster, SUI

SM	Richard Potts	53 rd
SM	Jonathan Wyatt	56 th
SM	Craig Kirkwood	69 th
SM	Andrew Peskett	100 th
SM	Team	14 th
SW	Melissa Moon	33 rd
SW	Maree Bunce	73 rd

14th World Mountain Running Trophy 1998 – Isle de Reunion, FRA

SM	Jonathan Wyatt	 G
SM	Aaron Strong	13 th
SM	Wayne Atkins	28 th
SM	Patrick Meffan	52 nd
SM	Paul Forster	57 th
SM	Michael Wakelin	78 th
SM	Team	5 th
SW	Melissa Moon	 B
SW	Maree Bunce	4 th
SW	Karen Murphy	18 th
SW	Shireen Crumpton	21 st
SW	Team	 S

27th World Cross Country Championships 1999 – Belfast, GBR

SM-L	Richard Potts	51 st
SM-L	Craig Kirkwood	106 th
SW-L	Melissa Moon	24 th
SW-L	Lee-Ann Phillips	51 st
SW-L	Sarah Horan	75 th

19th World Race Walking Cup 1999 – Mezidon-Canon, FRA

50k	Craig Barrett	3:48:14 – 13 th
20k	Anne Maree Judkins	DQ

World Half Marathon Championships 1999 – Palermo, ITA

SW	Gabrielle O'Rourke	31 st
SW	Shireen Crumpton	52 nd

15th World Mountain Running Trophy 1999 – Mt Kinabalu, MAS

SM	Jonathan Wyatt	7 th
SM	Aaron Strong	8 th
SM	Philip Starr	25 th
SM	Wayne Atkins	34 th
SM	Simon Maunder	35 th
SM	Paul Morrow	90 th
SM	Team	B
SW	Maree Bunce	B
SW	Melissa Moon	6 th
SW	Karen Murphy	8 th
SW	Megan Edhouse	14 th
SW	Team	S
JM	Jason Woolhouse	B
JM	Ben Ruthe	4 th
JM	Jason Creswell	26 th
JM	Team	4 th
JW	Demelza Murrhiy	8 th

28th World Cross Country Championships 2000 – Vilamoura, POR


SM-S	Phillip Clode	71 st
SM-S	Simon Maunder	117 th
SM-L	Michael Aish	50 th
SM-L	Craig Kirkwood	DNF
SW-L	Lee-Ann Phillips	67 th
SW-L	Sitar Waru	69 th
SW-L	Katheryn Smyth	88 th

World Half Marathon Championships 2000 – Veracruz, MEX

SM	Dale Warrender	47 th
SW	Shireen Crumpton	29 th

16th World Mountain Running Trophy 2000 – Bergen, GER



SM	Jonathan Wyatt	G
SM	Aaron Strong	21 st
SM	Simon Maunder	22 nd
SM	Callum Harland	32 nd
SM	Michael Wakelin	55 th
SM	Reon Rollo	89 th
SM	Team	B

SW	Melissa Moon	4 th
SW	Megan Edhouse	8 th
SW	Karen Murphy	13 th
SW	Carlene McDonald	27 th
SW	Team	
JM	Glenn Hughes	12 th
JM	James Coubrough	20 th
JM	Graham Stone	35 th
JM	Steven Smith	36 th
JM	Team	8 th
JW	Chris Tye	2 nd

29th World Cross Country Championships 2001 – Ostend, BEL

SM-S	Blair Martin	36 th
SM-S	Hamish Thorpe	45 th
SM-S	Adrian Blincoe	57 th
SM-S	Simon Maunder	58 th
SM-S	Team	9 th
SM-L	Michael Aish	59 th
JW	Fiona Crombie	51 st

17th World Mountain Running Trophy 2001 – Arta Terme, ITA

SM	Philip Costley	6 th
SM	Michael Wakelin	36 th
SM	Seaton Meredith	63 rd
SM	Paul Morrow	82 nd
SM	Alistair Snowden	105 th
SM	Team	10 th
SW	Melissa Moon	
SW	Carlene McDonald	30 th
SW	Judith May	39 th
SW	Marine Oberer	41 st
SW	Team	6 th
JM	Hayden Prosser	12 th
JM	Dylan Mordaunt	15 th
JM	Matthew Prosser	19 th
JM	Jamie Lynch	26 th
JM	Team	4 th
JW	Sarah Devoy	
JW	Jane Nalder	16 th
JW	Lucy Cant	25 th
JW	Team	

30th World Cross Country Championships 2002 – Dublin, IRL

SM-S	Jason Woolhouse	45 th
SM-S	Hamish Thorpe	57 th
SM-S	Rubin McRae	63 rd
SM-S	Matthew Holder	64 th
SM-S	Team	16 th
SW-S	Leonora Joy	61 st
SW-S	Fiona Crombie	96 th
SW-L	Kimberley Smith	52 nd
SW-L	Hannah Lawrence	67 th

20th World Race Walking Cup 2002 – Turin, ITA

20k	Gabrielle Gorst	1:43:00 – 55 th
-----	-----------------	----------------------------

18th World Mountain Running Trophy 2002 – Innsbruck, AUT


SM	Jonathan Wyatt	
SM	Callum Harland	52 nd
SM	Alastair Snowden	57 th
SM	Patrick Meffan	71 st
SM	Paul Foster	76 th
SM	Michael Wakelin	101 st
SM	Team	9 th
SW	Moana Burt	4 th
SW	Shireen Crumpton	6 th
SW	Melissa Moon	22 nd
SW	Carlene McDonald	27 th
SW	Team	
JM	Lyndon McGaughran	29 th
JM	Morgan Burne	32 nd
JM	Matthew Prosser	36 th
JM	Max Smith	44 th
JM	Team	10 th
JW	Demelza Murrhiy	11 th
JW	Jane Naider	16 th
JW	Lucy Cant	28 th
JW	Team	6 th

31st World Cross Country Championships 2003 – Lausanne, SUI

SM-S	Philip Costley	29 th
SM-S	Adrian Blincoe	41 st
SM-S	Rees Buck	44 th
SM-S	Michael Aish	68 th
SM-S	Nicholas Willis	90 th
SM-S	Team	9 th
SM-L	Philip Costley	32 nd
SM-L	Rees Buck	61 st

SM-L	Scott Winton	83 rd
SM-L	Matthew Holder	85 th
SM-L	Team	12 th
SW-S	Melissa Moon	60 th
SW-S	Kimberley Smith	61 st
SW-S	Rachel Penny	85 th
SW-S	Sonia Barry	88 th
SW-S	Team	15 th
SW-L	Melissa Moon	52 nd
JW	Claire Goodwin	45 th

19th World Mountain Running Trophy 2003 – Girdwood, USA

SM	Alistair Snowden	46 th
SM	Michael Wakelin	50 th
SM	Paul McRae	53 rd
SM	Seaton Meredith	55 th
SM	Robin McRae	76 th
SM	Steven Smith	84 th
SM	Team	12 th
SW	Melissa Moon	
SW	Sarah Devoy	31 st
SW	Carlene McDonald	35 th
SW	Belinda Wimmer	36 th
SW	Team	7 th
JM	Matthew Prosser	6 th
JM	Shaun Krawitz	15 th
JM	Lyndon McGoughran	39 th
JM	Hamish Clarebutt	43 rd
JM	Team	5 th
JW	Dana Hastie	12 th
JW	Sara Beresford	13 th
JW	Lucy Cant	27 th
JW	Team	6 th


32nd World Cross Country Championships 2004 – Brussels, BEL

SM-S	Nicholas Willis	42 nd
SM-S	Rees Buck	91 st
SM-L	Rees Buck	90 th
JM	Shaun Krawitz	87 th
SW-S	Rachel Penny	44 th
SW-S	Mary Davies	53 rd
SW-S	Jessica Wright	72 nd
SW-S	Fiona Crombie	80 th
SW-S	Team	12 th
JW	Sara Morgan	44 th
JW	Dana Hastie	108 th

21st World Race Walking Cup 2004 – Naumburg, GER

50k	Craig Barrett	DQ
20k	Gabrielle Gorst	1:36:41 – 51 st
10k	Amanda Gorst	51:42 – 18 th

20th World Mountain Running Trophy 2004 – Sauze d'Oulx, ITA

SM	Jonathan Wyatt	
SM	Callum Harland	46 th
SM	Alastair Snowden	62 nd
SM	Michael Wakelin	69 th
SM	Jo Piggin	84 th
SM	Kim Hogarth	95 th
SM	Team	10 th
SW	Shireen Crumpton	8 th
SW	Rachel Penny	25 th
SW	Anna Frost	44 th
SW	Belinda Wimmer	64 th
SW	Team	9 th
JM	Hayden McLaren	46 th
JM	Matt Singleton	55 th
JM	Bevan Stevans	63 rd
JM	Hamish Clareburt	65 th
JM	Team	15 th

33rd World Cross Country Championships 2005 – Saint-Galmier, FRA

SM-S	Rees Buck	59 th
SM-S	Adrian Blincoe	69 th
SM-S	Ben Ruthe	104 th
SM-S	Dale Summerville	127 th
SM-S	Team	19 th
SM-L	Rees Buck	88 th
JM	Shafat Salad	64 th
JM	Tim Hodge	87 th
JM	Hayden McLaren	104 th
JM	Dinno Bozzone	120 th
JM	Team	17 th
SW-S	Jessica Wright	54 th
SW-S	Kate McIlroy	58 th
SW-L	Kimberley Smith	12 th
JW	Rebecca Furlong	43 rd
JW	Sarah Morgan	DNF

14th World Half Marathon Championships 2005 – Edmonton, CAN

SW Nina Rillstone 20th

21st World Mountain Running Trophy 2005 – Wellington, NZL

SM	Jonathan Wyatt	
SM	Dale Warrander	6 th
SM	Benjamin Revell	32 nd
SM	Michael Wakelin	37 th
SM	Callum Harland	48 th
SM	Philip Costley	49 th
SM	Team	
SW	Kate Mcllroy	
SW	Melissa Moon	7 th
SW	Sarah Devoy	40 th
SW	Anna Frost	DNF
SW	Team	5 th
JM	Aaron Jackson	19 th
JM	Matt Singleton	25 th
JM	Brendon Blacklaws	35 th
JM	Hayden McLaren	DNF
JM	Team	8 th
JW	Ruth Croft	6 th
JW	Hayley Green	15 th
JW	Alice Mason	17 th
JW	Team	5 th

22nd World Race Walking Cup 2006 – La Coruna, ESP

50k Craig Barrett 4:19:21 – 46th

34th World Cross Country Championships 2006 – Fukuoka, JPN

JM	Jake Robertson	44 th
JM	Tim Hodge	54 th
JM	Shafat Salad	65 th
JM	Hayden McLaren	72 nd
JM	Team	12 th
SW-L	Nina Rillstone	15 th
SW-L	Kate Mcllroy	16 th
SW-L	Jessica Ruthe	24 th
SW-L	Melissa Moon	57 th
SW-L	Team	6 th
JW	Lucy Oliver	51 st

22nd World Mountain Running Trophy 2006 – Bursa, TUR

SM	Jonathan Wyatt	
SM	Dale Warrander	27 th

SM	Angus Bell	59 th
SM	Craig Kirkwood	79 th
SM	Philip Costley	108 th
SM	Team	8 th
SW	Melissa Moon	14 th
JM	Aaron Jackson	26 th
JW	Nicole Rogal	8 th
JW	Ruth Croft	24 th
JW	Team	7 th

35th World Cross Country Championships 2007 – Mombasa, KEN

SM	Philip Costley	100 th
JM	Jake Robertson	46 th
JM	Mathew Mildenhall	88 th
SW	Jessica Wright	44 th
JW	Melanie Cleland	54 th


23rd World Mountain Running Trophy 2007 – Ovronnaz, SUI

SM	Angus Bell	92 nd
SW	Sarah Chisnall	24 th
JM	Aaron Jackson	15 th
JW	Ruth Croft	5 th

36th World Cross Country Championships 2008 – Edinburgh, GBR

SM	Rees Buck	156 th
JM	Dominic Channon	40 th
JM	Hugo Beamish	46 th
JW	Ruth Croft	57 th

24th World Mountain Running Trophy 2008 – Crans Montana, SUI

SM	Jonathan Wyatt	
SM	Callum Harland	69 th
SM	Glenn Hughes	74 th
SW	Anna Frost	10 th
JM	Daniel Jones	22 nd

37th World Cross Country Championships 2009 – Amman, JOR

SW	Kimberley Smith	13 th
JW	Nicki McFadzien	36 th

World Half Marathon Championships 2009 – Birmingham, GBR

SW	Kimberley Smith	7 th
----	-----------------	-----------------

25th World Mountain Running Championships 2009 – Madesimo, ITA

SM	James Coubrough	69 th
SM	Dougal Thorburn	73 rd
SM	Aaron Jackson	88 th
SM	Daniel Clendon	110 th
SM	Team	17 th
SW	Melissa Moon	23 rd
SW	Lara Phillips	40 th
SW	Sarah Biss	60 th
SW	Team	11 th
JM	Michael Banks	12 th
JW	Samantha Blanch	30 th
JW	Melissa Murrihy	34 th
JW	Rochelle Sceats	37 th
JW	Team	12 th

38th World Cross Country Championships 2010 – Bydgoszcz, POL

SM	Edwin Henshaw	87 th
SM	Andrew Davidson	92 nd
SM	Shaun Krawitz	98 th
SM	Kim Hogarth	111 st
JM	Aaron Pulford	69 th
SW	Rachel Kingsford	74 th
JW	Nicki McFadzien	28 th
JW	Danielle Trevis	31 st
JW	Olivia Burne	55 th

24th World Race Walking Cup 2010 – Chihuahua, MEX

10km	Daniel Lord	51:24 – 28 th
------	-------------	--------------------------

26th World Mountain Running Championships 2010 – Kamnik, SLO

SM	Jonathan Wyatt	8 th
SM	James Coubrough	83 rd
SW	Anna Frost	18 th

JW Ruby Muir 11th

39th World Cross Country Championships 2011 – Punta Umbria, ESP

SM Jake Robertson 60th
SM Zane Robertson 92nd
SM Alex Parlane 106th

SW Leonora Joy-Petrina 86th
SW Fiona Crombie 94th
SW Sarah Biss 97th

27th World Mountain Running Championships 2011 – Tirana, ALB

JW Nicole Mitchell 18th

28th World Mountain Running Championships 2012 – Ponte di Legno, ITA

SM Dougan Butler 59th
SM Glen Hughes 84th

JM Ryan McAlister 14th

SW Sally Gibbs 33rd
SW Helen Rountree 47th

29th World Mountain Running Championships 2013 – Krynica Zdroj, POL

SM Glenn Hughes 56th
SM Dougan Butler 72nd
SM Tane Cambridge 78th

JM Thomas Anderson 35th
JM Jake Jackson-Grammar 49th
JM Alister Meffan 55th

SW Helen Rountree 41st

World Race Walking Cup 2014 – Taicang, CHN

50k Quentin Rew 3:50:22 – 12th

10k Jonathon Lord 47:58 – 32nd

10k Jared Free 51:47 – 33rd

10k Team 11th

World Half Marathon Championships 2014 – Copenhagen, DEN

SM Ben Ashkettle 1:06:39 – 87th

30th World Mountain Running Championships 2014 – Casette di Massa, ITA

SM	Jonathan Jackson	32 nd
SM	Glenn Hughes	38 th
SM	Stephen Day	78 th
SM	Tane Cambridge	88 th
SM	Peter Meffan	95 th
SM	Dallas Wichman	101 st
SM	Team	12 th
SW	Sally Gibbs	54 th
SW	Paula Canning	59 th
JM	Tim Robertson	32 nd
JM	Thomas Andersen	56 th
JW	Samantha Jordon	34 th

31st World Mountain Running Championships 2015 – Betws-y-Coed, GBR

SM	Stephen Day	54 th
SM	Michael Banks	61 st
SM	Tim Hodge	74 th
SW	Sally Gibbs	40 th
SW	Paula Canning	49 th
SW	Angela Leck	53 rd
SW	Jackie Mexted	56 th
SW	Team	14 th
JM	Jack Beaumont	12 th
JW	Caitlin McQuilkin-Bell	25 th

World Race Walking Team Championships 2016 – Rome, ITA

20k	Quentin Rew	1:21:54 – 26 th
10k	Jamie Shaw	48:15 – 51 st
20k	Alana Barber	1:32:48 – 25 th
10k	Laura Langley	52:53 – 45 th

32nd World Mountain Running Championships 2016 – Sapareva Banya, BUL

SM	Stephen Day	74 th
SM	Dougal Thorburn	81 st
SW	Sarah Douglas	37 th
JM	Jack Beaumont	9 th
JW	Emerson Deverell	22 nd
JW	Sophie Smith	28 th

33rd World Mountain Running Championships 2017 – Premana, ITA

SM	Jack Beaumont	14 th
SM	Matthew Battley	65 th
SW	Sabrina Grogan	33 rd
JW	Emerson Deverell	24 th
JW	Sophie Smith	35 th

World Race Walking Team Championships 2018 – Taicang, CHN

50k	Quentin Rew	3:48:58 – 9 th
20k	Alana Barber	1:31:32 – 23 rd

World Cross Country Championships 2019 – Aarhus, DEN

WU20	Kirstie Rae	17 th
WU20	Pheobe McKnight	34 th
WU20	Tessa Hunt	88 th
WU20	Isabella Richardson	93 rd
WU20	Samantha Corbett	99 th
WU20	Team	11 th (232pts)
MU20	Murdoch McIntyre	58 th
MU20	Stuart Hofmeyr	76 th
MU20	Taonga Mbambo	83 rd
MU20	Toby Gaulter	84 th
MU20	Team	15 th (301pts)
SW	Emily Roughan	83 rd
SW	Hayley Green	92 nd
SW	Rochelle Sceats-Basil	98 th
SM	Matt Baxter	46 th
SM	Peter Wheeler	98 th
SM	Callan Moody	110 th
SM	Joshua Baan	128 th
SM	Team	17 th (382pts)

34th World Mountain Running Championships 2019 – Villa La Angostura ARG

SM	Niam MacDonald	42 nd
SM	Richard Ford	53 rd
SM	Andy Good	59 th
SM	Harry Burnard	65 th
SM	Team	14 th (154pts)
SW	Sabrina Grogan	39 th
SW	Sarah Douglas	40 th

SW	Andrea Peat	44 th
SW	Ayesha Shafi	55 th
SW	Team	12 th (12pts)
JM	Toby Gualter	7 th
JM	Buddy Small	30 th

Team Officials

(Officials and their role printed in italics denotes that they were Overall Team officials, but that they had had a significant attachment to the sport of Athletics)

1920

Olympic Games

Harry Wilson – Manager

1928

Olympic Games

Harry Amos – Manager

Mrs A Amos – Chaperone

1932

Olympic Games

WJ Heenan – Coach

1934

British Empire Games

Arthur Porritt – Manager

1936

Olympic Games

Arthur Porritt – Manager

1938

British Empire Games

BC McKernan – Trainer

AC Kitto – Asst General Manager

RG Sutherland - Chaperone

1948

Olympic Games

David Woodfield – Manager

1950

British Empire Games

James Barnes - Manager

Frank Sharpley – Coach

W Connell – Masseur

J Meek – Masseur

Pearl Ellis - Chaperone

Bill Holley – Team Manager

1954

British Empire & Commonwealth Games

Herbie Towers – Manager

1956

Olympic Games

Cliff Thompson – Manager

W Woods – Chef de Mission

James Barnes – Asst Manager

1958

British Empire & Commonwealth Games

JM Dickey – Manager

Geoff Jackman – Asst General Manager

Pearl Ellis – Chaperone

1960

Olympic Games

Joe McManemin – Manager

Harold Austed – Chef de Mission

1962

British Empire & Commonwealth Games

Norrie Jefferson - Manager

John Borland – Asst Manager

Colin Kay – General Manager

1964

Olympic Games

Max Carr – Manager

Arthur Lydiard - Coach

1965

International Cross Country Championships

Ossie Melville – Manager

1966

British Empire & Commonwealth Games

Jack Hutchinson – Manager

Frank Sharpley – Coach

Ashley Taylor – Asst General Manager

1967

International Cross Country Championships

Frank Sharp – Manager

1968

Olympic Games

Laurie O'Keefe – Manager

1969

International Cross Country Championships

Les Bradshaw - Manager

1970

British Commonwealth Games

Barry Kerr – Manager

Sam Johnson – Coach

Joe McMenemin – General Manager

1971

International Cross Country Championships

Jim Cunningham – Manager

1972

Olympic Games
Graham Davy – Manager
Valdy Bredis – Coach
Joe McMenemy – Chef de Mission

1973

World Cross Country Championships
Bill Holley – Manager
Millie Sampson – Women's Manager

1974

British Commonwealth Games
John Borland – Manager
Dave Leech – Asst Manager
Pat Munroe – Women's Manager
Frank Sharpley – Chief Coach
Russ Hoggard – Coach
Arthur Lydiard – Coach
Bill Holley - Manager

1975

World Cross Country Championships
John Smart – Manager
Pam Kenney – Women's Manager

1976

Olympic Games
Dave Leech – Manager
Arch Jelley - Coach
Bill Holley – Chef de Mission
Douglas Taylor – Asst Chef de Mission
Valerie Young – Chaperone

1977

World Cross Country Championships
Alan Stevens – Manager
Anne Hellier – Women's Manager

1978

Commonwealth Games
Barry Hunt – Manager
Arch Jelley – Coach
Les Mills - Coach
Marion Jackman – Women's Manager

1979

World Cross Country Championships
Terry Baker – Manager
Pam Kenney – Women's Manager

1981

World Cross Country Championships
Ron Cain – Manager
Val Bonner – Women's Manager

1982

Commonwealth Games
Graham McCabe – Manager
Daphne Jameson – Women’s Manager
Dave Norris – Chief Coach
Steve Hollings - Coach
Dragan Ivanov - Coach

1983

World Championships
Arch Jelley – Manager
Dragan Ivanov – Coach
L Bennetts – Physiotherapist

World Cross Country Championships
Peter Richards - Manager

1984

Olympic Games
Graham McCabe - Manager
Sylvia Potts – Coach
Arch Jelley - Coach
Valerie Young – Women’s Manager

World Cross Country Championships
Peter Richards - Manager

1985

World Indoor Championships
Len Searle - Manager

World Cross Country Championships
Alan Stevens - Manager

1986

Commonwealth Games
Steve Hollings - Manager
Sam Johnson – Chief Coach
Penny Hunt – Coach
Terry Lomax – Coach
Jack Ralston - Coach
Graham McCabe – Assistant General Manager

World Cross Country Championships
Jack Ralston – Manager
Warwick Lightbourne - Masseur

1987

World Championships
Steve Hollings – Manager
John Davies – Coach
Terry Lomax - Coach
World Cross Country Championships
Don Willoughby – Manager
Warwick Lightbourne - Masseur

1988

Olympic Games
Steve Hollings – Manager
John Davies – Coach
Terry Lomax – Coach
Graham McCabe – Asst Chef de Mission
Richard Edmond - Doctor

World Cross Country Championships
Don Willoughby – Manager
Euan Robertson – Asst Manager
Heather Matthews – Asst Manager

1989

World Cross Country Championships
Euan Robertson – Manager
Jane Jackson – Asst Manager/Physiotherapist

1990

Commonwealth Games
Sylvia Potts – Manager
Karen Petley – Administration Manager
Kerry Hill – Chief Coach
Arthur Lydiard – Coach
Jeff Bailey – Coach
John Hunt – Coach
Doug McClymont – Coach
Bruce Milne - Coach
Graham McCabe – General Manager
Richard Edmond – Doctor
Bruce Towart – Masseur

World Cross Country Championships
Frank Nolan – Manager

1991

World Championships
Steve Hollings – Manager
John Davies – Coach
Terry Lomax – Coach

World Cross Country Championships
Euan Robertson – Manager
Jos Pols – Masseur

World Race Walking Cup
Graeme Seatter – Manager

1992

Olympic Games
Graham McCabe – Manager
Kerry Hill – Chief Coach
Allan Potts - Coach
Richard Edmond –Medical Services
Jane Jackson - Physiotherapist
Bruce Towart – Masseur

World Cross Country Championships

Graham Tattersall – Manager

1993

World Championships

Dave Norris – Manager

Arch Jelley – Coach

Mene Mene – Coach

Kerry Hill – Coach

Jane Jackson - Physiotherapist

World Cross Country Championships

Euan Robertson – Manager

Graham Tattersall – Asst Manager

World Cross Country Championships

Euan Robertson – Manager

Graham Tattersall – Asst Manager

1994

Commonwealth Games

Dave Norris – Manager

John Tylden – Chief Coach

Bruce Milne – Coach

Ian Ferguson – Coach

Debbie Strange – Coach

Terry Lomax – Coach

Mene Men - Coach

Bruce Towart – Masseur

World Mountain Running Trophy

R Sinclair – Manager

World Half Marathon Championships

Phillip Morton - Manager

1995

World Championships

Dave Norris – Manager

John Tylden – Asst Manager/Chief Coach

Ian Baird – Coach

Dragan Ivanov – Coach

Ian Ferguson – Coach

Graeme Seatter – Coach

Fiona Gutschlag – Physiotherapist

World Cross Country Championships

Euan Robertson – Manager

World Race Walking Cup

Graeme Seatter – Manager

1996

Olympic Games

Dave Norris – Manager

Mene Mene – Coach

Terry Lomax – Coach

Graeme Seatter – Coach

Bruce Towart – Masseur

World Cross Country Championships
Kevin O'Sullivan – Manager

World Mountain Running Trophy
Arthur Klap - Manager

1997

World Championships
Dave Norris – Manager
Terry Lomax – Coach
Debbie Strange – Coach
Graham Tattersall – Coach
Jonathon Moyle – Physiotherapist
Murray McKinnon - Media Liaison

World Cross Country Championships
Marlene Hudd – Manager

World Mountain Running Trophy
Arthur Klap – Manager

1998

Commonwealth Games
Ross Pownell - Manager
Steve Hollings – Chief Coach
Dave Norris – Coach
Graham Tattersall – Coach
Graeme Seatter – Coach
Brent Ward – Coach
Nebojsa Zagorac - Coach
Les Mills – Chef de Mission
Richard Edmond – Medical Services
Bruce Towart - Masseur

World Mountain Running Trophy
Barry Ellis – Manager
Vanessa Green – Massage Therapist

World Half Marathon Championships
Barry Ellis - Manager

1999

World Championships
Ken Simpson – Manager
Steve Hollings – Performance Manager
Jonathon Moyle – Physiotherapist

World Indoor Championships
Steve Hollings – Manager

World Cross Country Championships
Graham Tattersall – Manager

World Race Walking Cup
Graeme Seatter – Coach

World Mountain Running Trophy

Barry Ellis – Manager

2000

Olympic Games

Ken Simpson – Manager

Steve Hollings – Performance Manager

Anne Stevens - Coach

Les Mills – Chef de Mission

World Cross Country Championships

Dianne Rodger – Team Manager

Rose Lampen-Smith – Physiotherapist

World Mountain Running Trophy

Barry Ellis – Manager

2001

World Indoor Championships

Kevin Hickman – Manager/Coach

World Cross Country Championships

Dianne Rodger - Manager

2002

Commonwealth Games

Ken Simpson – Manager

Kirsten Hellier – Coach

Debbie Strange – Coach

Graham Tattersall – Coach

Elana Vinogradova – Coach

Tony Snell – Physiotherapist

2004

Olympic Games

Tony Rogers – Manager

Graham Tattersall – Coach

Elana Vinogradova – Coach

Debbie Strange – Coach

Kirsten Hellier – Coach

2005

World Mountain Running Trophy

Martin MacDonald – Team Manager

World Cross Country Championships

Brent Rollo – Manager

2006

Commonwealth Games

Eric Hollingsworth -

Raylene Bates – Manager

Kirsten Hellier – Coach

Kieran McKee – Coach

Graham Tattersall – Coach

Elana Vinogradova – Coach

2007

World Championships
Raylene Bates – Manager
Kevin Ankrom – Performance Manager
John Bowden – Coach
Marlon Gevaert – Coach
Kirsten Hellier - Coach
Debbie Strange – Coach
Nicola Blackie – Medical Support
Helen Littleworth – Medical Support
Murray McKinnon – Media Liason

World Mountain Running Trophy
Barry Ellis – Team Manager

2008

Olympic Games
Raylene Bates – Manager
John Bowden – Coach
Kirsten Hellier – Coach
Steve Willis - Coach

World Indoor Championships
Kirsten Hellier – Manager

World Cross Country Championships
Rosemary Wright – Manager

World Mountain Running Trophy
Martin MacDonald – Team Manager

2009

World Championships
Raylene Bates – Manager
Kirsten Hellier – Coach
Elana Vinogradova – Coach
Chris Pilone - Coach

World Cross Country Championships
Alan Stevens – Manager

World Mountain Running Trophy
Barry Ellis – Team Manager

2010

Commonwealth Games
Raylene Bates – Manager
Andrew Maclennan – Coach
Chris Pilone – Coach
Didier Poppe – Coach
Debbie Strange – Coach
John Tylden – Coach
Helen Littleworth – Physiotherapist

World Indoor Championships
Kirsten Hellier – Manager

World Cross Country Championships

Martin MacDonald – Manager

2011

World Cross Country Championships

Craig Motley – Manager

2012

Olympic Games

Raylene Bates – Manager

Jean-Pierre Egger – Coach

Steve Willis – Coach

Debbie Strange – Coach

2014

Commonwealth Games

Scott Goodman – Team Leader

Michelle Wood – Administration

Terry Lomax – Coach

Matt Dallow – Coach

Jean-Pierre Eggar – Coach

Maria Hassan – Coach

Chris Williams – Coach

Steve Willis – Coach

Tawhai Whitewood – Physiotherapist

2016

Olympic Games

Scott Goodman- Team Leader

Kat Austin – Administration

Jeremy McColl – Coach

Dale Stevenson – Coach

Steve Willis – Coach

Louise Johnson – Physiotherapist

Jane Oldershaw - Physiotherapist

Brett Addison – Media Liaison

2017

World Championships

Scott Goodman – Team Leader

Kat Austin – Operations Manager

Michelle Wood – Media & Coach Liaison

Jeremy McColl – Coach

Dale Stevenson – Coach

Debbie Strange – Coach

Ron Warhurst – Coach

Steve Willis – Coach

Jane Oldershaw – Physiotherapist

Oliver Low – Physiotherapist

World Mountain Running Championships

Barry Ellis – Team Leader

2018

World Indoor Championships

Jeremy McColl – Team Leader

Dale Stephenson – Coach

Commonwealth Games
Scott Goodman – Team Leader
Kat Austin – Operations Manager
Terry Lomax – Coach
Jeremy McColl – Coach
Steve Willis – Coach
Dale Stevenson – Coach
Debbie Strange – Coach
Raylene Bates - Coach
Lou Johnson – Physiotherapist
Oliver Low – Physiotherapist
Brett Addison – Press Attaché

2019

World Cross Country Championships
Craig Mottley – Team Manager
David Cooper – Physiotherapist
Maria Hassan - Coach

World Championships
Scott Goodman - Team Leader
Kat Austin - Operations Manager
Michelle Wood - Media Liaison
Dan Exeter – Doctor
Lou Johnson – Physiotherapist
Tamsin Chittock – Physiotherapist
Steve Willis – Coach
Dale Stevenson – Coach
Mike Schofield – Coach
Terry Lomax – Coach
Gary Henley-Smith – Coach

World Mountain Running Championships
John Bowden – Team Manager

The names and roles of team officials associated with the following teams could not be located.

1987 World Indoors
1991 World Indoors
1993 World Indoors
1995 World Indoors
1997 World Indoors
2001 World Championships
2003 World Indoors
2003 World Championships
2004 World Indoors
2005 World Championships
2011 World Championships
2012 World Indoors
2013 World Championships
2014 World Indoors
2015 World Championships
2016 World Indoors

1979 World Race Walking
1991 World Mountain Running
1992 World Mountain Running
1993 World Half Marathon
1993 World Mountain Running
1995 World Half Marathon
1995 World Mountain Running
1997 World Race Walking
1997 World Half Marathon
1998 World Cross Country
1999 World Half Marathon
2000 World Half Marathon
2001 World Mountain Running
2002 World Cross Country
2002 World Race Walking
2002 World Mountain Running
2003 World Cross Country
2003 World Mountain Running
2004 World Cross Country
2004 World Race Walking
2004 World Mountain Running
2006 World Race Walking
2006 World Cross Country
2006 World Mountain Running
2007 World Cross Country
2008 World Mountain Running
2009 World Mountain Running
2010 World Race Walking
2010 World Mountain Running





New Zealand Para Athletes at Major Championships 1968 – 2020

- 1952 The first Para athletics competition took place at the inaugural International Stoke Mandeville Games. Wheelchair racing was one of eight sports which featured on the programme.
- 1960 Para athletics was one of eight sports to feature at the inaugural Paralympic Games staged in Rome. All 25 Para athletics events on the programme (13 men and 12 women) were field events.
- 1964 Track events were introduced into the Para athletics programme at the Paralympic Games in Tokyo. A total of 42 Para athletic events were included in the Games programme.
- 1976 As the growth of Para athletics expanded, the Toronto 1976 Paralympic Games witnessed some 207 Para athletics events on the programme.
- 1988 The Korean capital of Seoul played host to the first Paralympic Games to take place in the same host city as the Olympic Games.
- 1994 The birth of the IPC Athletics World Championships in Berlin. The event is now a biennial competition.

New Zealand Medallists at Major Para Athlete Championships 1968 - 2020









1968

Paralympic Games

-  Eve Rimmer – Javelin Throw C
-  Eve Rimmer – Shot Put C
-  Eve Rimmer – 50m Freestyle Class 4 C
-  Eve Rimmer – Discus Throw C

1972

Paralympic Games

-  Graham Condon – Discus Throw 3
-  Eve Rimmer – Pentathlon 3
-  Eve Rimmer – Shot Put 3
-  Graeme Marett – Discus Throw 2
-  Eve Rimmer – Discus Throw 3
-  Eve Rimmer – Javelin Throw 3
-  Graeme Marett – Pentathlon 2
-  Jim Savage – Shot Put 3

1976













Paralympic Games

-  Bill Lean – Shot Put 4
-  Dennis Miller – 60m 1C
-  Dennis Miller – Slalom 1C
-  Eve Rimmer – Discus 3
-  Eve Rimmer – Javelin 3
-  Eve Rimmer – Pentathlon 3
-  Eve Rimmer – Shot Put 3
-  Brian McNicholl – Slalom 4
-  Ross Hynds – Discus 1C

Jim Savage – Shot Put 3



1980

Paralympic Games

-  Graham Condon – Discus 2
-  Kaye Firth – Pentathlon B
-  Patricia Hill – Slalom 2
-  Dennis Miller – Slalom 1C
-  Eve Rimmer – Shot Put 3
-  John Eden – High Jump C
-  Patricia Hill – 200m 2
-  Ross Hynds – Discus 1C
-  Graham Condon – Slalom 2
-  Patricia Hill – 400m 2
-  Ross Hynds – Shot Put 1C
-  Dennis Miller – 60m 1C
-  Tewai Skipwith – Discus A

1984

Paralympic Games

-  Denise Cook – Discus Throw C5
-  Denise Cook – Shot Put C5
-  Robert Courtney – 100m 4
-  Michelle Hadfield – 200m 3
-  Michelle Hadfield – Pentathlon 3
-  Patricia Hill – Slalom 2
-  Dennis Miller – Slalom 1C
-  Denise Cook – Club Throw C5
-  Denise Cook – Javelin Throw C5

- S Michelle Hadfield – 100m 3
- S Michelle Hadfield – Slalom 3
- S Patricia Hill – Marathon 2
- S Patricia Hill – Pentathlon 2
- S Michael O’Callaghan – 1500m A6
- S Michael O’Callaghan – 5000m A6
- B Graham Condon – Marathon 2
- B Graham Condon – Slalom 2
- B Robert Courtney – 100m 1A-6
- B Ross Hynds – Discus Throw 1C

1988

Paralympic Games

- S Graham Condon – Slalom 2
- S Lesli Mancktelow – 100m B3
- S Stuart Minifie – 200m 1C
- B Grant Buchanan – Discus 1C
- B Grant Buchanan – Shot Put 1C
- B Patricia Hill – Marathon 2
- B Patricia Hill – Slalom 2
- B Lesli Mancktelow – Long Jump B3
- B David Mills – Marathon B2

1992

Paralympic Games

- G Cristeen Smith – 100m TW2

1992

Commonwealth Games

- B Ben Lucas – Marathon T54

1996

Paralympic Games

- G Peter Martin – Shot Put F52
- G Cristeen Smith – 200m T51
- S David MacCalman – Javelin Throw F51
- S Peter Martin – Javelin Throw F52
- S Cristeen Smith – 800m T51
- B Jeferey Muralt – 400m T53

1998

IPC World Para Athletics Championships

- G Corrine Rowe – Javelin Throw F40
- G David MacCalman – Pentathlon F51-53
- G David MacCalman – Shot Put F52
- G Peter Martin – Shot Put F53
- S Corrine Rowe – Shot Put F40
- S Corrine Rowe – Discus Throw F40
- S David MacCalman – Javelin Throw F52
- S Matt Slade – 400m T37
- S Peter Martin – Pentathlon F51-53
- B Matt Slade – 200m T37
- B Matt Slade – 100m T37

- B Tanya Bradley – High Jump F20

2000

Paralympic Games

- G John Dowall – Javelin Throw F44
- G David MacCalman – Javelin F52
- G David MacCalman – Pentathlon P53
- G Peter Martin – Shot Put F53
- S John Dowall – Shot Put F44
- S Tim Prendergast – 1500m T13
- S Tim Prendergast – 800m T13
- S Matt Slade – 200m T37
- B Peter Martin – Pentathlon P53
- B Matt Slade – 100m T37

2002

IPC World Para Athletics Championships

- G Tim Prendergast – 800m T13
- G Peter Martin – Javelin Throw F52
- G Peter Martin – Shot Put F52
- S Matt Slade – 200m T37
- S Tim Prendergast – 1500m T13
- S David MacCalman – Javelin Throw F52
- S David MacCalman – Shot Put F52
- S Peter Martin – Discus Throw F52
- B Matt Slade – 100m T37

2004

Paralympic Games

- G Peter Martin – Shot Put F52
- G Peter Martin – Javelin Throw F52
- G Tim Prendergast – 800m T13
- G Matt Slade – 200m T37
- B Peter Martin – Discus Throw F52

2006

IPC World Para Athletics Championships

- G Peter Martin – Javelin Throw F52
- G Peter Martin – Shot Put F52
- G Matt Slade – 200m T37
- S Jessica Hamill – Shot Put F32/33/34
- S Matt Slade – 100m T37
- S Tim Prendergast – 800m T13
- S Tim Prendergast – 1500m T13
- B Kate Horan – 200m T44

IPC World Indoor Championships

- G Tim Prendergast – 800m T13
- S Matt Slade – 400m T37
- B Matt Slade – 60m T37

2008

Paralympic Games

S Kate Horan – 200m T44

2010

Commonwealth Games

S Jessica Hamill – F33/34 Shot Put

2013

IPC World Para Athletics Championships

S Holly Robinson – Javelin Throw F46

2015

IPC World Para Athletics Championships

S Jessica Hamill – Shot Put F34

S Rory McSweeney –
Javelin Throw F42/43/44

B Holly Robinson – Javelin Throw F46

B Anna Grimaldi – Long Jump T47

2016

Paralympic Games

G Anna Grimaldi – Long Jump T47

G Liam Malone – 200m T44

G Liam Malone – 400m T44

S Liam Malone – 100m T44

S Holly Robinson – Javelin Throw F46

B Jessica Hamill – Shot Put F34

B Rory McSweeney – Javelin Throw F44

B William Stedman – 400m T36

B William Stedman – 800m T36

2017

World Para Athletics Championships

S William Stedman – 800m T36

S Holly Robinson – Javelin Throw F46

B Jessica Hamill – Shot Put F34

B Keegan Pitcher – 400m T36

B Keegan Pitcher – 800m T36

2018

Commonwealth Games

S Holly Robinson – Javelin Throw F46

2019

World Para Athletics Championships

G Lisa Adams – Shot Put F37

S Danielle Aitchison – 200m T37

S Anna Grimaldi – Long Jump T45/46/47

S Holly Robinson – Javelin Throw T45/46

B William Stedman – 400m T36

B William Stedman – 800m T36

New Zealand Para Athletes at Major Championships 1968 - 2020

(note: for track and field competitions, top 8 includes medallists, top 16 includes top 8)

Paralympic Games 1968 – Tel Aviv, ISR

10 athletes (9M, 1W)

Novice 60m A	Rex Pattorini	h19th
SP A	Len Campbell	q20th
	Leo Close	q23rd
	Graeme Marett	q27th
SP B	Jim Savage	4 th
	Graham Condon	q18th
SP C	Eve Rimmer	S
	Bill Lean	5th
	Bill Plessius	6 th
DT A	Reuben Ngata	q28th
	Leo Close	4 th
	Len Campbell	5 th
DT B	Graeme Marett	q11th
	Jim Savage	q8th
DT C	Graham Condon	q10th
	Eve Rimmer	B
	Bill Lean	q9th
CT A	Bill Plessius	q13th
	Leo Close	q29th
	Len Campbell	q36th
CT B	Jim Savage	q11th
CT C	Reuben Ngata	q18th
JT A	Graeme Marett	q17th
	Leo Close	q18th
JT B	Jim Savage	q13th
	Graham Condon	q17th
JT C	Eve Rimmer	G
	Bill Plessius	q28th
JT Precision	Eve Rimmer	q23rd
	Leo Close (Precision)	q30th
	Bill Lean	q35th
	Rex Pattorini	q62nd

4 medals

8 top 8

14 top 16

Paralympic Games 1972 – Heidelberg, GER

10 athletes (7M, 3W)

60m W/C 3	Eve Rimmer	28 th
	Neroli Fairhall	h17th
4x60m Open	Dennis Miller	12 th
100m 2	Dennis Miller	h12th
SP 1B	Tina Morgan	6 th
	Keith McCormick	11 th
SP 2	Leo Close	13 th

	Graham Marett	4 th
SP 3	Eve Rimmer	G
	Jim Savage	B
	Neroli Fairhall	13 th
DT	Graeme Marett	S
DT 1B	Tina Morgan	5 th
DT 2	Leo Close	5 th
DT 3	Graham Condon	G
	Eve Rimmer	S
	Jim Savage	4 th
	Neroli Fairhall	11 th
JT 1B	Keith McCormick	17 th
	Tina Morgan	6 th
JT 2	Graeme Marett	7 th
	Leo Close	13 th
JT 3	Eve Rimmer	S
JT B3	Jim Savage	12 th
JT Precision	Dennis Miller	h12 th
Pen	Graeme Marett	B
Pen 2	Leo Close	5 th
Pen 3	Eve Rimmer	G
	Chris Nicholls	5 th
	Jim Savage	7 th
Sla 2	Dennis Miller	4 th
8 medals	19 top 8	26 top 16

Paralympic Games 1976 – Toronto, CAN

12 athletes (11M, 1W)

60m 1C	Dennis Miller	G
	Ross Hynds	h15 th
400m 3	Jim Savage	17 th
	Fred Creba	h20 th
SP 1C	Ross Hynds	6 th
	Dennis Miller	8 th
SP 2	Doug Moore	10 th
	Graeme Marett	14 th
SP 3	Eve Rimmer	G
	Jim Savage	B
	Fred Creba	9 th
	???? London	10 th
SP 4	Bill Lean	G
	Brian McNicholl	4 th
	Reuben Ngata	12 th
DT 1C	Ross Hynds	B
	Dennis Miller	10 th
DT 2	Graeme Marett	6 th
	Doug Moore	12 th
DT 3	Eve Rimmer	G
	???? London	5 th
	Fred Creba	14 th
	Jim Savage	17 th
DT 4	Bill Lean	7 th
	Reuben Ngata	23 rd

JT 1C	Dennis Miller	4 th
	Ross Hynds	6 th
JT 2	Doug Moore	6 th
	Graeme Marett	12 th
JT 3	Eve Rimmer	G
	Fred Creba	26 th
JT 4	Bill Lean	13 th
	Paul Chambers	16 th
	Reuben Ngata	17 th
JT B3	Jim Savage	15 th
JT Precision 1C-5	Eve Rimmer	q14 th
	Ross Hynds	21 st
	Reuben Ngata	39 th
	Doug Moore	44 th
Pen 1C	Ross Hynds	6 th
Pen 3	Eve Rimmer	G
	Jim Savage	8 th
Sla 1C	Dennis Miller	G
	Ross Hynds	8 th
Sla 3	???? London	16 th
Sla 4	Brian McNicholl	S
	Reuben Ngata	20 th

10 medals

22 top 8

35 top 16

Paralympic Games 1980 – Arnhem, NED

15 athletes (10M, 5W)

60m 1C	Dennis Miller	B
60m A	Tewai Skipwith	8 th
100m 2	Graham Condon	2 nd H3
	Greg Cochrane	4 th H2
100m B	Latoatama Halatau	1 st H14
100m C	John Eden	6 th
200m 2	Patricia Hill	S
	Graham Condon	1 st H3
	Patricia Hill	2 nd H1
	Greg Cochrane	3 rd H2
200m 3	Neroli Fairhall	DNS
400m 2	Patricia Hill	B
	Graham Condon	5 th
	Greg Cochrane	3 rd H3
400m 3	Neroli Fairhall	DNS
400m B	Kaye Firth	2 nd H4
400m C	John Eden	6 th
LJ B	Kaye Firth	DNS
LJ C	John Eden	8 th
LJ D	Brian Froggatt	10 th
HJ C	John Eden	S
HJ D	Brian Froggatt	11 th
SP 1B	Chris Moran	12 th
SP 1C	Ross Hynds	B
	Ken Raymond	7 th
	Dennis Miller	9 th
SP 2	Patricia Hill	6 th

SP 3	Eve Rimmer	G
	Jim Savage	6 th
SP A	Tewai Skipwith	5 th
SP B	Latoatama Halatau	8 th
DT 1B	Chris Moran	5 th
DT 1C	Ross Hynds	S
	Ken Raymond	4 th
	Dennis Miller	10 th
DT 2	Graham Condon	G
	Patricia Hill	5 th
DT 3	Eve Rimmer	6 th
	Neroli Fairhall	DNS
	Jim Savage	12 th
DT A	Tewai Skipwith	B
DT B	Kaye Firth	5 th
	Latoatama Halatau	12 th
DT D	Brianna Froggatt	17 th
CT 1B	Chris Moran	6 th
JT 1C	Ross Hynds	4 th
	Ken Raymond	6 th
	Dennis Miller	9 th
JT 2	Patricia Hill	4 th
JT 3	Eve Rimmer	7 th
JT A	Tewai Skipwith	9 th
JT B	Latoatama Halatau	13 th
JT B3	Jim Savage	q11 th
JT D	Brian Froggatt	16 th
Pen	Eve Rimmer	4 th
Pen 1C	Ross Hynds	6 th
Pen 3	Jim Savage	6 th
Pen B	Kaye Firth	G
Pen D	Brian Froggatt	5 th
Sla 1C	Dennis Miller	G
Sla 2	Patricia Hill	G
	Graham Condon	B

13 medals

37 top 8

48 top 16

Paralympic Games 1984 – New York, USA & Stoke Mandeville, GBR













10 athletes (7M, 3W)

Athletes to USA

400m A6	Michael O'Callaghan	6 th SF
1500m A6	Michael O'Callaghan	S
5000m A6	Michael O'Callaghan	S
SP C5	Denise Cook	G
DT C5	Denise Cook	G
JT C5	Denise Cook	S
CT C5	Denise Cook	S

Athletes to GBR

100m 1C	Dennis Miller	6 th
100m 1A-6	Robert Courtney	B
	Michelle Hadfield	5 th
100m 2	Greg Cochrane	3 rd H4

100m 3	Michelle Hadfield	
100m 4	Robert Courtney	
200m 1C	Dennis Miller	5 th
200m 2	Greg Cochrane	5 th SF
200m 3	Michelle Hadfield	
200m 4	Robert Courtney	5 th
400m 1C	Dennis Miller	4 th SF
400m 2	Greg Cochrane	3 rd SF
400m 4	Robert Courtney	3 rd SF
800m 2	Patricia Hill	4 th
	Graham Condon	4 th SF
	Greg Cochrane	4 th H2
800m 3	Morice Hennessy	6 th SF
1500m 3	Morice Hennessy	5 th H2
5000m 2	Patricia Hill	4 th
	Graham Condon	5 th
5000m 3	Morice Hennessy	7 th
SP 1C	Ross Hynds	5 th
DT 1C	Ross Hynds	
DT 2	Graham Condon	6 th
JT 1C	Ross Hynds	DNS
Pen 1C	Ross Hynds	5 th
Pen 2	Patricia Hill	
	Graham Condon	6 th
Pen 3	Michelle Hadfield	
Mar 1C	Dennie Miller	DNS
Mar 2	Patricia Hill	
	Graham Condon	
	Greg Cochrane	10 th
Mar 3	Morice Hennessy	4 th
Mar 4	Robert Courtney	DNS
Sla 1C	Dennis Miller	
Sla 2	Patricia Hill	
	Graham Condon	
Sla 3	Michelle Hadfield	
	Morice Hennessy	4 th
Sla 4	Robert Courtney	6 th

19 medals 34 top 8 35 top 16

Paralympic Games 1988 – Seoul, KOR

11 athletes (7M, 4W)

100m 1C	Stuart Minifie	5 th
100m A6A8A9L4	Brad Vear	6 th
100m B3	Leslie Mancktelow	
200m 1B	Stelios Meimaris	6 th H1
200m 1C	Stuart Minifie	
200m A6A8A9L4	Brad Vear	4 th
400m 1C	Stuart Minifie	6 th
400m A6A8A9L4	Brad Vear	5 th
800m B3	Leslie Mancktelow	6 th
5000m 2	Graham Condon	5 th H
5000m 3	Morice Hennessy	9 th

10,000m 2	Graham Condon	9 th
10,000m 3	Morice Hennessy	7 th
LJ A6A8A9L4	Brad Vear	6 th
LJ B3	Leslie Mancktelow	B
SP 1C	Grant Buchanan	B
SP C4	Janette Cordery	4 th
SP C7	Yvonne Mills	8 th
DT 1C	Grant Buchanan	B
JT C7	Yvonne Mills	6 th
Mar 2	Patricia Hill	B
	Graham Condon	17 th
Mar 3	Morice Hennessy	6 th
Mar B2	David Mills	B
Sla 1B	Stelio Meimaris	4 th
Sla 1C	Grant Buchanan	4 th
Sla 2	Graham Condon	S
	Patricia Hill	B

9 medals

23 top 8

25 top 16

Paralympic Games 1992 – Barcelona, ESP

6 athletes (4M, 2W)

100m TW2	Cristeen Smith	G
	Dave MacCalman	7 th H1
100m TW3	Evan Clulee	5 th H2
200m TW2	Cristeen Smith	DNS
200m TW3	Evan Clulee	5 th H1
400m TW2	Cristeen Smith	4 th
400m TW3	Evan Clulee	8 th H1
400m TW4	Gavin Foulsham	4 th H3
800m TW2	Cristeen Smith	6 th
	Dave MacCalman	8 th H1
800m TW3	Evan Clulee	8 th H1
800m TW4	Gavin Foulsham	5 th H2
1500m TW3-4	Gavin Foulsham	11 th SF
SP THW2	Dave MacCalman	4 th
SP THW3	Ross Hynds	7 th
SP THW7	Denisa Gow	6 th
DT THW2-3	Dave MacCalman	12 th
DT THW3	Ross Hynds	8 th
DT THW7	Denisa Gow	5 th
JT THW2	Dave MacCalman	5 th
JT THW3	Ross Hynds	4 th
Mar TW3-4	Gavin Foulsham	DNS

1 medal

10 top 8

11 top 16

Paralympic Games 1996 – Atlanta, USA

7 athletes (6M, 1W)

200m T51	Cristeen Smith	G
400m T51	Cristeen Smith	5 th
400m T53	Jeferey Muralt	B

800m T51	Cristeen Smith	
	Carey Lineham	5 th H2
800m T53	Jeferey Muralt	5 th H3
1500m T51	Carey Lineham	12 th
1500m T52-53	Jeferey Muralt	DNS Final
5000m T52-53	Ben Lucas	11 th
	Jeferey Muralt	2 nd H1
10,000m T52-53	Ben Lucas	6 th H3
LJ F44	John Dowall	4 th
SP F43-44	John Dowall	4 th
SP F51	Dave MacCalman	6 th
SP F52	Peter Martin	
DT F43-44	John Dowall	6 th
DT F52	Peter Martin	11 th
JT F43-44	John Dowall	8 th
JT F51	Dave MacCalman	
JT F52	Peter Martin	
Mar T51	Carey Lineham	12 th
Mar T52-53	Ben Lucas	8 th











6 medals

13 top 8

17 top 16

IPC World Para Athletic Championships 1998 – Birmingham, GBR

13 athletes (10M, 3W)

100m T20	Tanya Bradley	4 th
100m T35	Anthony Brodrick	9 th
100m T37	Matt Slade	
100m T55	Clinton Penney	8 th H1
200m T35	Anthony Brodrick	9 th
200m T37	Matt Slade	
200m T55	Clinton Penney	5 th H2
400m T36	Anthony Brodrick	7 th
400m T37	Matt Slade	
500m T46	David Collie	8 th
800m T20	Donna Wotton	6 th
800m T55	Gavin Foulsham	4 th H2
1500m T46	David Collie	8 th
1500m T55	Gavin Foulsham	9 th
3000m T20	Donna Wotton	6 th
5000m T55	Ben Lucas	6 th
	Gavin Foulsham	4 th
10000m T55	Ben Lucas	9 th
LJ F20	Tanya Bradley	DNS
LJ F44	John Dowall	6 th
HJ F20	Tanya Bradley	
SP F40	Corrine Rowe	
SP F52	David MacCalman	
SP F53	Peter Martin	
	Dean Probyn	11 th
DT F40	Corrine Rowe	
DT F44	John Dowall	4 th
DT F53	Dean Probyn	5 th H2
JT F40	Corrine Rowe	
JT F52	David MacCalman	
JT F53	Peter Martin	5 th

Pen P44	John Dowall	2 nd
Pen F51-53	David MacCalman	G
	Peter Martin	S
Mar T55	Ben Lucas	8 th
	Gavin Foulsham	DNS

12 medals 25 top 8 30 top 16

Paralympic Games 2000 – Sydney, AUS

9 athletes (8M, 1W)




100m T20	Tanya Bradley	9 th
100m T37	Matt Slade	B
200m T20	Tanya Bradey	6 th
200m T37	Matt Slade	S
400m T37	Matt Slade	4 th
400m T54	Gavin Foulsham	5 th SF
500m T54	Gavin Foulsham	12 th
800m T13	Tim Prendergast	S
800m T54	Gavin Foulsham	6 th
1500m T13	Tim Prendergast	S
5000m T52-53	Ben Lucas	7 th
10,000m T52-53	Ben Lucas	10 th
HJ T20	Tanya Bradley	5 th
SP F44	John Dowall	S
SP F52	Dave MacCalman	G
SP F53	Peter Martin	G
DT F44	John Dowall	8 th
DT F53	Peter Martin	6 th
JT F44	John Dowall	G
JT F52	Dave MacCalman	S
JT F53	Peter Martin	5 th
Pen P44	John Dowall	6 th
Pen F53	Peter Martin	B
Pen P51-53	Dave MacCalman	G
Mar T46	Davie Collie	12 th
Mar T52-53	Ben Lucas	13 th
Mar T54	Gavin Foulsham	9 th

11 medals 20 top 8 26 top 16

IPC World Para Athletic Championships 2002 – Villeneuve d'Ascq, FRA

6 athletes (6M, 0W)

100m T37	Matt Slade	B
200m T37	Matt Slade	S
800m T13	Tim Prendergast	G
1500m T13	Tim Prendergast	S
SP F44	John Dowall	5 th
SP F52	Peter Martin	G
	David MacCalman	S
DT F44	John Dowall	5 th

DT F52	Peter Martin	
JT F44	John Dowall	5 th
JT F52	Peter Martin	
	David MacCalman	
Pen P44	John Dowall	DNS
Mar T54	Gavin Foulsham	16 th

9 medals 12 top 8 13 top 16

Paralympic Games 2004 – Athens, GRE









7 athletes (6M, 1W)

100m T37	Matt Slade	5 th
100m T46	Kate Horan	5 th H1
200m T37	Matt Slade	
400m T46	Kate Horan	7 th
800m T13	Tim Prendergast	
1500m T13	Tim Prendergast	4 th
SP F33-34	Terry Faleva'ai	8 th
SP F52	Peter Martin	
	Dave MacCalman	9 th
SP F56	Willie Beattie	12 th
DT F52	Peter Martin	
DT F56	Willie Beattie	8 th
JT F52	Peter Martin	
JT F52-53	Dave MacCalman	12 th

5 medals 10 top 8 13 top 16

IPC World Para Athletic Championships 2006 – Assen, NED

7 athletes (5M, 2W)

100m T37	Matt Slade		12.28
100m T44	Kate Horan	4 th	14.15 (+2.0)
200m T37	Matt Slade		31.12 (-0.9)
200m T44	Kate Horan		28.59
800m T13	Tim Prendergast		1:56.15
1500m T13	Tim Prendergast		4:10.55
LJ T44	Kate Horan	8 th	3.97
SP F32/33/34	Jessica Hamill		7 6.99
SP F34	Terry Falevaai	4 th	8.98
SP F52	Peter Martin		8.93
DT F33/34	Terry Falevaai	10 th	24.45
DT F33/34/51/52/53	Jessica Hamill	7 th	16.55
DT F52	Peter Martin	6 th	
JT F33/34/52/53	Jessica Hamill	7 th	13.80
JT F33/34/56	Terry Falevaai	7 th	20.08
JT F52	Peter Martin		18.58
Mar T55	Gavin Foulsham	25 th	

8 medals 15 top 8 16 top 16

IPC World Indoor Championships 2006 – Bollnas, SWE

3 athletes (3M, 0W)

60m T36	Cameron Calkoen	3 rd H	9.06
60m T37	Matt Slade		7.90
400m T37	Matt Slade		01:00.72
800m T13	Tim Prendergast		01:56.93
JT F46	Holly Robinson		34.47


4 medal

4 top 8

4 top 16

Paralympic Games 2008 – Beijing, CHN

5 athletes (3M, 2W)

100m T37	Matt Slade	4 th	12.46
100m T44	Kate Horan	5 th	28.36
200m T37	Matt Slade	5 th H2	25.53
200m T44	Kate Horan		14.04
800m T13	Tim Prendergast	6 th	01:56.28
1500m T13	Tim Prendergast	5 th	04:09.09
5000m T13	Tim Prendergast	4 th	15:13.60
SP F32-33-34-52-53	Jessica Hamill	11 th	6.77
SP F33-34-52	Terry Faleva'ai	12 th	9.65
DT F32-33-34-52-53	Jessica Hamill	7 th	19.27
JT F33-34-52-53	Jessica Hamill	10 th	13.68

1 medal

7 top 8

10 top 16

IPC World Para Athletic Championships 2011 – Christchurch, NZL

8 athletes (5M, 3W)

100m T44	Kate Horan	7 th	14.13
200m T44	Kate Horan	4 th	29.17
400m T54	Matt Lack	5 th H1	51.63
800m T54	Matt Lack	8 th	1:39.00
1500m T13	Tim Prendergast	7 th	04:50.09
1500m T20	Sunil Fernandez-Ritchie	9 th H1	04:49.56
1500m T54	Matt Lack	6 th H1	03:17.42
SP F32/33/34	Jessica Hamill	6 th	7.34
SP F42	Joe Flavell	7 th	11.17
SP F42/44/46	Holly Robinson	7 th	8.43
JT F33/34/52/53	Jessica Hamill	8 th	14.36
JT F44	Rory McSweeney	8 th	42.71
JT F46	Holly Robinson	5 th	30.44

0 medals

10 top 8

10 top 16

Paralympic Games 2012 – London, GBR

3 athletes (2M, 1W)


800m T13	Tim Prendergast	5 th	01:55.85
1500m T13	Tim Prendergast	6 th	03:53.60
SP F52-53	Peter Martin	5 th	8.62

JT F46	Holly Robinson	7 th	32.58
JT F52-53	Peter Martin	6 th	15.26

0 medals 5 top 8 5 top 16

IPC World Para Athletic Championships 2013 – Lyon, FRA





2 athletes (1M, 1W)

JT F44	Rory McSweeney		6 th	49.95
JT F46	Holly Robinson			34.47

1 medal 2 top 8 2 top 16

IPC World Para Athletic Championships 2015 – Doha, QAT

8 athletes (4M, 4W)

100m T35	Will O'Neill		6 th H1	14.85
100m T43	Liam Malone		5 th	11.42
100m T47	Anna Grimaldi		6 th H1	13.34
200m T35	Will O'Neill		6 th H2	30.49
200m T36	William Stedman		6 th H1	26.72
200m T43	Liam Malone		6 th	22.90
200m T47	Anna Grimaldi		5 th	26.53
LJ T36	William Stedman		7 th	5.01
LJ T47	Anna Grimaldi			5.41
	Holly Robinson		12 th	4.40
SP F34	Jessica Hamill			7.43
JT F37	Caitlin Dore		8 th	21.75
JT F42/43/44	Rory McSweeney			55.80
JT F46	Holly Robinson			38.18

4 medals 9 top 8 10 top 16

Paralympic Games 2016 – Rio de Janeiro, BRA






8 athletes (4M, 4W)

100m T35	Jacob Phillips		8 th	14.14 (-0.3)
100m T44	Liam Malone			11.02 (+0.1)
100m T47	Anna Grimaldi		4 th	12.96 (+0.2)
200m T35	Jacob Phillips		8 th	29.10 (+0.4)
200m T44	Liam Malone			21.06 (+0.6)
400m T36	William Stedman			55.69
400m T44	Liam Malone			46.20
800m T36	William Stedman			02:11.98
LJ T36	William Stedman		5 th	5.35 (-0.5)
LJ T45-47	Anna Grimaldi			5.62 (+0.6)
SP F34	Jessica Hamill			7.54
JT F37	Caitlin Dore		7 th	20.87
JT F44	Rory McSweeney			54.99
JT F46	Holly Robinson			41.22

9 medals 14 top 8 14 top 16

World Para Athletic Championships 2017 – London, GBR

6 athletes (3M, 3W)

100m T47	Anna Grimaldi	DNS	
200m T36	Keegan Pitcher	7 th	25.53
200m T47	Anna Grimaldi	4 th H1	26.77
400m T36	Keegan Pitcher		55.23
	William Stedman	4 th	56.88
800m T36	William Stedman		2:11.86
	Keegan Pitcher		2:13.49
LJ T36	William Stedman	4 th	5.35
LJ T47	Anna Grimaldi	4 th	5.21
SP F34	Jessica Hamill		7.77
JT F42/43/44	Rory McSweeney	7 th	51.58
JT F46	Holly Robinson		42.41

5 medals 10 top 8 10 top 16

World Para Athletic Championships 2019 – Dubai, UAE

15 athletes (7M, 8W)

100m T35	Jacob Phillips	9 th	13.56 (+0.1)
100m T36	Danielle Aitchison	4 th	14.60 (+2.5)
	William Stedman	11 th	12.51 (+1.5)
100m T37	Libby Leikis	16 th	16.30 (+0.2)
100m T44/62/64	Anna Steven	14 th	14.51 (+1.2)
	Mitch Joynt	15 th	12.40 (+1.6)
100m T45/46/47	Anna Grimaldi	10 th	12.80 (-1.0)
200m T35	Jacob Phillips	6 th	29.30 (+1.1)
200m T36	Danielle Aitchison		29.86 (+1.0)
200m T37	Libby Leikis	18 th	34.08 (+3.4)
200m T44/64	Anna Steven	7 th	30.33 (-1.9)
	Mitch Joynt	8 th	23.64 (+2.2)
400m T36	William Stedman		54.28
400m T38	Keegan Pitcher	11 th	56.74
1500m T38	Keegan Pitcher	13 th	04:35.77
LJ T20	Joshua Lush	14 th	5.51 (+0.1)
LJ T36	William Stedman	5 th	5.39 (-1.5)
LJ T45/46/47	Anna Grimaldi		5.50 (+1.0)
SP F20	Jack Lewer	15 th	11.15
SP F34	Jessica Gillan	4 th	7.59
SP F37	Lisa Adams		14.80
	Caitlin Dore	7 th	9.50
	Ben Tuimaseve	11 th	12.08
DT F37/38	Lisa Adams	7 th	28.30
	Caitlin Dore	10 th	18.79
JT F45/46	Holly Robinson		41.60

5 medals 13 top 8 25 top 16

Team Officials

2006

IPC Athletics World Championships
Ali Youngman – Team Manager
Ben Savage – Head Coach
Claire Dallison - Coach

2008

Paralympic Games
Raylene Bates – Team Leader/Head Coach
Alan Coulston - Coach

2011

IPC Athletics World Championships
Raylene Bates – Team Leader/Head Coach
Ali Youngman – Manager
Steve Willis – Coach
Jacqui Kerins – Physio
Yvette Latta – Massage Therapist
Michael Bates – Video

2012

Paralympic Games
Raylene Bates – Team Leader/Head Coach

2013

IPC World Para Athletics Championships
Raylene Bates – Team Leader/Coach

2015

IPC World Para Athletics Championships
Raylene Bates – Team Leader/Head Coach
Jonathan Black – Coach
Helen Littleworth - Physio

2016

Paralympic Games
Raylene Bates – Team Leader/Head Coach
Scott Goodman – Coach (Rio)
Helen Littleworth – Physio
Jarrod Scott – Physio/Massage

2017

IPC World Para Athletics Championships
Raylene Bates – Team Leader/Head Coach
Brett Watton – Team Manager
Jarrod Scott – Physio
Brent Ward – Coach

2019

World Para Athletics Championships
Scott Goodman – Team Leader
Jess Jones – Team Manager
Raylene Bates – Team Coach
John Eden – Team Coach
Oliver Low – Physio

Jennifer Sayer – Physio
Cherie Reid - Media