



# New Zealand Athletes at Major Championships 1908-2021

**T&F** **STATS**  
AND RESEARCH

Researched and compiled by **Dr Stephen Hollings** ©2016



# New Zealand Athletes at Major Championships 1908 - 2021

## Introduction

This booklet has been produced to document the achievements of New Zealand athletes when competing at major athletics competitions. The competitions include the World Athletics Championships, World Indoor Athletics Championships (formerly the World Indoor Games), Olympic Games, Commonwealth Games, plus those out of stadia competitions organised by the IAAF or their affiliates. Performances by New Zealand para athletes who competed at a Paralympics and/or an IPC World Championships are also included. New Zealand has been represented at most of the above competitions since 1908.

The data outlines the number of athletes from New Zealand who competed at each Championship/Games/Competition, together with their event, their performance, and their finishing position. Where the finishing position is stated in brackets ( ), this signifies their finishing position overall. Unfortunately, in many earlier competitions, finishing performances were not recorded.

Recently, Athletics New Zealand has set Performance Targets for future track and field teams. It is therefore appropriate to show how teams of the past have fared. For World Championships and Olympic Games, the performances have been collated into medals, top 8 finishers and top 16 finishers. For the Commonwealth Games, performances have been collated into medals, and top 8 finishers.

My thanks are due to Murray McKinnon for data on the Cross Country Championships, and for edits to the entries. Also thanks to Raylene Bates for supplying the data on the para athletes performances and to Brianna Maynard for the layout and typesetting of the para athlete data.

This booklet will be updated yearly.

Should you discover any errors /omissions that need correcting, please let me know at [hollings@athletic.co.nz](mailto:hollings@athletic.co.nz)

Stephen Hollings PhD



24 Long Street, Torbay  
North Shore City, 0630  
New Zealand  
Tel: +64 9 473 6169  
Mobile : +64 21 783886  
email: [hollings@athletic.co.nz](mailto:hollings@athletic.co.nz)

September 2021

© 2016. Stephen Hollings



## Notes

### Competitions

Only the major competitions where all New Zealand athletes are eligible for selection are listed. The list therefore does not include World University Games, or Oceania and Oceania Regional Championships. The World Cup/Continental Cup is a competition contested by athletes from Oceania or Oceania/Asia and is also not included.

### Names

I have used the name of the athlete as it appears in the results of the competition. In subsequent competitions the first name of the athlete may be spelled differently, e.g., Philip or Phillip, or may have been abbreviated to e.g., Phil.

Some women athletes have competed under their maiden name and at subsequent competitions have competed under their married name. The following is a list of New Zealand women who have competed under both their maiden name and their married name

#### Maiden Name

Valerie Adams  
Angela Smit  
Danielle Trevis  
Leonara Joy  
Lucy Van Dalen  
Anne Garrett  
Christine Hughes  
Diane Zorn  
Valerie Sloper  
Kirsten Smith  
Jayne Mitchell  
Jessica Hamill

#### Married Name

Valerie Vili  
Angela Petty  
Danielle Ingram  
Leonora Joy-Petrina  
Lucy Oliver  
Anne Audain  
Christine Pfitzinger  
Diane Rodger  
Valerie Young  
Kirsten Hellier  
Jayne Moffitt  
Jessica Gillan

Note also that there are two athletes named Lucy Oliver in the lists. Lucy Oliver (nee Van Dalen) competed at the 2016 Olympic Games, whilst (a different) Lucy Oliver competed in the JW Race at the 2006 World Cross Country Championships.

### Commonwealth Games

Please note that track distances at the Commonwealth Games were in Imperial measure until metric distances were introduced in 1970. The exceptions were that the Women's 80 metre hurdles were held between 1934 and 1966 and the 3000m Steeplechase for Men was held in 1962 and 1966.

### Walking Championships

The first edition, held in 1961 was called the IAAF World Race Walking Cup (also called the Lugano Trophy). In 1977 the name was changed to become the IAAF Race Walking World Cup. In 2016 the Championships became the IAAF World Race Walking Team Championships.

### Mountain Running

The first Championship held in 1985 was called the World Mountain Running Trophy. In 2009 they became the World Mountain Running Championships.

### Junior & Youth Championships

Details of all New Zealand Junior athletes and Youth athletes who competed at either or both of the World Junior Championships and World Youth Championships are contained in separate publications.


## Abbreviations used

y	yards
m	metres
k	kilometres
mi	miles
h	hurdles
W	walk
R	Relay
LJ	Long Jump
HJ	High Jump
TJ	Triple Jump
PV	Pole Vault
SP	Shot Put
DT	Discus Throw
HT	Hammer Throw
JT	Javelin Throw
Dec	Decathlon
Hep	Heptathlon
Mar	Marathon
S	Steeplechase
StHJ	Standing High Jump
nt	no time/performance recorded
DQ	disqualified
DNF	did not finish
SM	Senior Men
SW	Senior Women
JM	Junior Men
JW	Junior Women
-S	short course (cross country)
-L	long course (cross country)

## New Zealand Medalists at Major Championships 1908 - 2021

### 1908

Olympic Games

 Harry Kerr – 3500W



Noeline Swinton – High Jump




Ruth Dowman – Long Jump



Cleo Rivett-Carnac – Javelin Throw

### 1924

Olympic Games

 Arthur Porritt – 100m

### 1952

Olympic Games



Yvette Williams – Long Jump



John Holland – 400m hurdles

### 1930

British Empire Games



John Savidan – 6miles



Stan Lay – Javelin Throw

### 1954

British Empire & Commonwealth Games



Don Jowett – 220y



Yvette Williams – Long Jump



Yvette Williams – Shot Put



Yvette Williams – Discus Throw



Don Jowett – 440y

### 1934

British Empire Games



Jack Lovelock – 1mile



Harold Brainsby – Triple Jump

### 1956

Olympic Games



Norman Read – 50k Walk

### 1936

Olympic Games



Jack Lovelock – 1500m

### 1958

British Empire & Commonwealth Games



Murray Halberg – 3miles



Valerie Sloper – Shot Put



Les Mills – Discus Throw



Mary Donaghy – High Jump



Jennifer Thompson – Discus Throw



Neville Scott – 3miles



Merv Richards – Pole Vault



Dave Norris – Triple Jump



Valerie Sloper – Discus Throw

### 1938

British Empire Games



Vernon Boot – 880y



Cecil Matthews – 3miles



Cecil Matthews – 6miles



Stan Lay – Javelin Throw



New Zealand – 1760y Relay



James Leckie – Hammer Throw



Rona Tong – 80m hurdles



Elizabeth Forbes – High Jump

### 1950

British Empire Games



Harold Nelson – 6miles



Yvette Williams – Long Jump



Harold Nelson – 3miles



John Holland – 440y hurdles



Bevan Hough – Long Jump



June Schoch – 80m hurdles



Yvette Williams – Javelin Throw



New Zealand Women – 440y Relay



Don Jowett – 220y



David Batten – 440y



Mossie Marshall – 1mile



Noel Taylor – 6miles



James Clarke – Marathon



Dare Dephoff – Long Jump



New Zealand Men – 440y Relay



New Zealand Men – 1760y Relay



Joan Shackleton – 80m hurdles

### 1960

Olympic Games



Peter Snell – 800m



Murray Halberg – 5000m



Barry Magee – Marathon

## **1962**

### British Empire & Commonwealth Games

- G** Peter Snell – 880y
- G** Peter Snell – 1mile
- G** Murray Halberg – 3miles
- G** Val Sloper – Shot Put
- G** Val Sloper – Discus Throw
- S** John Davies – 1mile
- S** Dave Norris – Long Jump
- S** Doreen Porter – 100y
- S** Marise Chamberlain – 880y
- B** Avis McIntosh – 80m hurdles
- B** New Zealand Women – 440y Relay

## **1964**

### Olympic Games

- G** Peter Snell – 800m
- G** Peter Snell – 1500m
- B** John Davies – 1500m
- B** Marise Chamberlain – 800m

## **1965**

### International Cross Country Championships

- B** Team – Senior Men's Race

## **1966**

### British Empire & Commonwealth Games

- G** Peter Welsh – 3000m Steeplechase
- G** Les Mills – Discus Throw
- G** Roy Williams – Decathlon
- G** Valerie Sloper – Shot Put
- G** Valerie Sloper – Discus Throw
- S** Les Mills – Shot Put
- B** Ian Studd – 1mile
- B** Mike Ryan – Marathon
- B** Robin Tait – Discus Throw
- B** Norman Read – 20miles Walk

## **1967**

### International Cross Country Championships

- S** Team – Senior Men's Race
- B** Bryan Rose – Senior Men's Race

## **1968**

### Olympic Games

- B** Mike Ryan – Marathon

## **1969**

### International Cross Country Championships

- S** Team – Senior Women's Race
- B** Val Robinson – Senior Women's Race

## **1970**

### British Commonwealth Games

- S** Dick Quax – 1500m
- S** Les Mills – Discus Throw
- S** Barbara Beable – Shot Put
- B** Les Mills – Shot Put

## **1971**

### International Cross Country Championships

- S** Team – Senior Women's Race
- B** Eddie Gray – Senior Men's Race

## **1972**

### Olympic Games

- B** Rod Dixon – 1500m

## **1973**

### World Cross Country Championships

- B** Team – Senior Men's Race
- B** Rod Dixon – Senior Men's Race

## **1974**

### British Commonwealth Games

- G** Dick Tayler – 10000m
- G** Robin Tait – Discus Throw
- S** John Walker – 1500m
- S** Jack Foster – Marathon
- S** Sue Haden – 800m
- S** Valerie Sloper – Shot Put
- B** Bevan Smith – 200m
- B** John Walker – 800m

## **1975**

### World Cross Country Championships

- G** Team – Senior Men's Race
- S** Team – Senior Women's Race

## **1976**

### Olympic Games

- G** John Walker – 1500m
- S** Dick Quax – 5000m

## **1977**

### World Cross Country Championships

- B** Team – Senior Women's Race

## **1978**

### Commonwealth Games

- S** Mike O'Rourke – Javelin Throw
- S** Heather Thompson – 3000m



## **1982**

### Commonwealth Games

- G** Mike O'Rourke – Javelin Throw
- G** Anne Audain – 3000m
- S** John Walker – 1500m
- B** Steve Walsh – Long Jump
- B** Lorraine Moller – 1500m
- B** Lorraine Moller – 3000m

### World Cross Country Championships

- B** Rod Dixon – Senior Men's Race

## **1984**

### World Cross Country Championships

- B** Team – Senior Women's Race

## **1985**

### World Indoor Games

- B** Kim Robertson – 200m

## **1986**

### Commonwealth Games

- S** Anne Audain – 10000m
- S** Lorraine Moller - Marathon
- B** Gavin Lovegrove – Javelin Throw
- B** Simon Poelman – Decathlon

### World Cross Country Championships

- S** Team – Senior Women's Race

## **1990**

### Commonwealth Games

- G** Tanya Dixon – High Jump
- S** Simon Poelman – Decathlon
- S** Anne Judkins – 10k
- B** Peter O'Donoghue – 1500m
- B** Simon Poelman – Pole Vault
- B** Angus Cooper – Hammer Throw
- B** Gavin Lovegrove – Javelin Throw
- B** Barbara Moore – 10000m
- B** Tracy Phillips – High Jump

## **1992**

### Olympic Games

- B** Lorraine Moller – Marathon

## **1994**

### Commonwealth Games

- S** Beatrice Faumuina – Discus Throw
- S** Kirsten Smith – Javelin Throw
- S** Courtney Ireland – Shot Put
- B** Gavin Lovegrove – Javelin Throw
- B** Scott Nelson – 30k Walk

## **1997**

### World Championships

- G** Beatrice Faumuina – Discus Throw

### World Mountain Running Trophy

- B** Melissa Moon – Senior Women's Race

## **1998**

### Commonwealth Games

- G** Beatrice Faumuina – Discus Throw
- B** Joanne Henry – Heptathlon

### World Mountain Running Trophy

- G** Jonathan Wyatt – Senior Men's Race
- S** Team – Senior Women's Race
- B** Melissa Moon – Senior Women's Race

## **1999**

### World Mountain Running Trophy

- S** Team – Senior Women's Race
- B** Maree Bunce – Senior Women's Race
- B** Jason Woolhouse – Junior Men's Race
- B** Team – Senior Men's Race

## **2000**

### World Mountain Running Trophy

- G** Jonathan Wyatt – Senior Men's Race
- G** Team – Senior Women's Race
- B** Team – Senior Men's Race

## **2001**

### World Mountain Running Trophy

- G** Melissa Moon – Senior Women's Race
- S** Sarah Devoy – Junior Women's Race
- B** Team – Junior Women's Race

## **2002**

### Commonwealth Games

- G** Beatrice Faumuina – Discus Throw
- S** Phil Jensen - Hammer Throw
- S** Craig Barrett – 50k Walk
- S** Valerie Adams – Shot Put

### World Mountain Running Trophy

- G** Jonathan Wyatt – Senior Men's Race
- S** Team – Senior Women's Race

## **2003**

### World Mountain Running Trophy

- G** Melissa Moon – Senior Women's Race

## **2004**

World Mountain Running Trophy

- G** Jonathan Wyatt – Senior Men's Race

## **2005**

World Championships

- S** Valerie Adams – Shot Put

World Mountain Running Trophy

- G** Jonathan Wyatt – Senior Men's Race
- G** Kate McIlroy – Senior Women's Race

## **2006**

Commonwealth Games

- G** Nick Willis – 1500m
- G** Valerie Adams – Shot Put
- S** Tony Sargisson – 50k Walk
- B** Angela McKee – High Jump

World Mountain Running Trophy

- S** Jonathan Wyatt – Senior Men's Race

## **2007**

World Championships

- G** Valerie Adams – Shot Put

## **2008**

World Indoor Championships

- G** Valerie Adams – Shot Put

Olympic Games

- G** Valerie Adams – Shot Put
- S** Nick Willis – 1500m

World Mountain Running Trophy

- G** Jonathan Wyatt – Senior Men's Race

## **2009**

World Championships

- G** Valerie Adams – Shot Put

## **2010**

World Indoor Championships

- G** Valerie Adams – Shot Put

Commonwealth Games

- G** Valerie Adams – Shot Put
- S** Stuart Farquhar – Javelin Throw
- S** Brent Newdick – Decathlon
- S** Nikki Hamblin – 800m
- S** Nikki Hamblin – 1500m
- B** Nick Willis – 1500m
- B** Andrea Miller – 100m hurdles

## **2011**

World Championships

- G** Valerie Adams – Shot Put

## **2012**

World Indoor Championships

- G** Valerie Adams – Shot Put

Olympic Games

- G** Valerie Adams – Shot Put

## **2013**

World Championships

- G** Valerie Adams – Shot Put

## **2014**

World Indoor Championships

- G** Valerie Adams – Shot Put
- B** Thomas Walsh – Shot Put

Commonwealth Games

- G** Valerie Adams – Shot Put
- S** Thomas Walsh – Shot Put
- S** Julia Ratcliffe – Hammer Throw
- B** Nick Willis – 1500m
- B** Zane Robertson – 5000m

## **2016**

World Indoor Championships

- G** Thomas Walsh – Shot Put
- B** Nick Willis – 1500m
- B** Valerie Adams – Shot Put

Olympic Games

- S** Valerie Adams – Shot Put
- B** Nick Willis – 1500m
- B** Thomas Walsh – Shot Put
- B** Eliza McCartney – Pole Vault

## **2017**

World Championships

- G** Thomas Walsh – Shot Put

## **2018**

World Indoor Championships

- G** Thomas Walsh – Shot Put

## **2018**

Commonwealth Games

- G** Thomas Walsh – Shot Put
- G** Julia Ratcliffe – Hammer Throw
- S** Eliza McCartney – Pole Vault
- S** Valerie Adams – Shot Put
- S** Alana Barber – 20km Race Walk

## **2019**

World Championships



Tomas Walsh – Shot Put

## **2020**

Olympic Games



Tomas Walsh – Shot Put



Valerie Adams – Shot Put

## New Zealand Athletes at Major Championships 1908 - 2021

(note: for track and field competitions, top 8 includes medallists, top 16 includes top 8)

### IV Olympic Games 1908 – London, GBR

4 athletes (4M, 0W)

110h	Henry Murray	nt – 2h1
400h	Henry Murray	nt – 2h3
3500W	Harry Kerr	15:43.4 – 
3500W	Arthur Rowland	nt – 5 <sup>th</sup>
10miW	Harry Kerr	78:40 - 3h1
10miW	Arthur Rowland	81:57 – 5h1
StHJ	E.A. Hutcheon	no result

1 medal

### V Olympic Games 1912 – Stockholm, SWE

1 athletes (1M, 0W)

5000	Neville Hill	15:56 – 4h1
10000	Neville Hill	DNF

0 medal

### VII Olympic Games 1920 – Antwerp, BEL

2 athletes (2M, 0W)

100	George Davison	nt – 3q3
200	George Davison	nt – 5 <sup>th</sup>
110h	Harry Wilson	15.2 – 4 <sup>th</sup>

0 medal

### VIII Olympic Games 1924 – Paris, FRA

1 athletes (1M, 0W)

100	Arthur Porritt	10.8 – 
200	Arthur Porritt	22.6 – 6s1

1 medal

### IX Olympic Games 1928 – Amsterdam, NED

3 athletes (2M, 1W)

110h	Wilfred Kalauger	nt – 4h3
TJ	Wilfred Kalauger	12.94m – 13q1 (29 <sup>th</sup> )
JT	Stan Lay	62.89m – 2q2 (7 <sup>th</sup> )
100	Norma Wilson	nt – 5s3

## I British Empire Games 1930 – Hamilton, CAN

4 athletes (4M)

100y	Allan Elliott	9.7e - 3h3
220y	Allan Elliott	nt - 3h3
3miles	John Savidan	DNF
6miles	John Savidan	30:49.6 - 
TJ	Roger Johnson	13.16m - 6 <sup>th</sup>
JT	Stan Lay	63.16m - 

2 medals

## X Olympic Games 1932 – Los Angeles, USA

6 athletes (5M, 1W)

100	Allan Elliot	nt – 5s1
200	Allan Elliot	nt – 5s2
200	Stuart Black	nt – 5q3
400	Stuart Black	nt – 4h5
800	Cyril Evans	nt – 5h1
1500	Jack Lovelock	nt – 7 <sup>th</sup>
5000	Billy Savidan	nt – 4 <sup>th</sup>
10000	Billy Savidan	nt – 4 <sup>th</sup>
100	Thelma Kench	nt – 6s1

0 medals

## II British Empire Games 1934 – London, ENG

3 athletes (3M)

440y	Geoff Broadway	nt - 4h1
880y	Geoff Broadway	nt - 4h3
1mile	Jack Lovelock	4:12.8 - 
LJ	Harold Brainsby	nr
TJ	Harold Brainsby	14.62m - 

2 medals

## XI Olympic Games 1936 – Berlin, GER








3 athletes (3M, 0W)

800	Vernon Boot	nt – 7s1
1500	Jack Lovelock	3:47.8 - 
5000	Cecil Matthews	nt – 8h3

1 medal

### III British Empire Games 1938 – Sydney, AUS

19 athletes (14M, 5W)

100y	Graeme Quinn	nt - 5h1
100y	Philip Sharpley	10.4e - 6sf1
220y	Graham Quinn	nt - 5sf1
220y	Alan Sayers	nt - 5h4
440y	Alan Sayers	50.8 - 3h3
440y	Harold Tyrie	nt - 6 <sup>th</sup>
880y	Vernon Boot	1:51.2 - 
880y	Theo Allen	nt - 5 <sup>th</sup>
1mile	Vernon Boot	4:12.6e - 
1mile	Bill Pullar	nt - 6 <sup>th</sup>
1mile	Theo Allan	DNF
3miles	Cecil Matthews	13:59.6 - 
3miles	Alan Geddes	nt - 7 <sup>th</sup>
6miles	Cecil Matthews	30:14.5 - 
6miles	Alan Geddes	nt - 4 <sup>th</sup>
120yh	Philip Sharpley	15.0e - 6 <sup>th</sup>
440yh	Arnold Anderson	nt - 5 <sup>th</sup>
DT	Jack Morgan	36.57m - 8 <sup>th</sup>
HT	James Leckie	44.33m - 
JT	Stan Lay	62.21m - 
1760yR	Alan Sayers	3:22.5e - 
	Arnold Anderson	
	Graham Quinn	
	Harold Tyrie	

100y	Rona Tong	nt - 5h1
100y	Doris Strachan	11.8e - 4h2
100y	Doreen Lumley	nt - 4sf2
220y	Doris Strachan	26.7e - 4h1
220y	Doreen Lumley	DQ - ht3
80mh	Rona Tong	11.8e - 
HJ	Elizabeth Forbes	1.58m - 
LJ	Doris Strachan	5.20m - 6 <sup>th</sup>
JT	Mary Mitchell	35.98m - 4 <sup>th</sup>
440yR	Doreen Lumley	nt -4 <sup>th</sup>
	Doris Strachan	
	Rona Tong	

9 medals

### XIV Olympic Games 1948 – London, GBR











3 athletes (3M, 0W)











800	Douglas Harris	DNF (sf2)
5000	Harold Nelson	15:34.4 – 6h1
10000	Harold Nelson	DNF
400h	John Holland	53.9 – 6sf2

0 medals

## IV British Empire Games 1950 – Auckland, NZL

64 athletes (50M, 14W)

100y	Peter Henderson	9.9e - 5 <sup>th</sup>
100y	Clem Parker	10.0e - 6 <sup>th</sup>
100y	Arthur Eustace	10.1e - 6sf2
100y	Kevin Beardsley	10.2e - 6sf1
220y	Don Jowett	21.8 - 
220y	Clem Parker	22.2e - 6 <sup>th</sup>
220y	David Batten	22.2e - 4sf2
440y	David Batten	48.8 - 
440y	Jack Sutherland	nt - 6 <sup>th</sup>
440y	John Myles	nt - 5sf1
880y	Colin Simpson	1:56.0 - 6 <sup>th</sup>
880y	Neil Wilson	nt - 8 <sup>th</sup>
880y	Doug Harris	DNF
880y	Barry Steel	nt - 6h2
1mile	Mossie Marshall	4:13.2 - 
1mile	Jack Sinclair	4:20.6 - 6 <sup>th</sup>
1mile	Neil Bates	4:25.8 - 6h1
1mile	Colin Simpson	4:26.6 - 6h2
3miles	Harold Nelson	14:27.8 - 
3miles	Colin Lousich	14:41.0 - 6 <sup>th</sup>
3miles	Noel Taylor	nt - 9 <sup>th</sup>
3miles	George Hoskins	nt - 10 <sup>th</sup>
6miles	Harold Nelson	30:29.6 - 
6miles	Noel Taylor	30:31.9 - 
6miles	Colin Lousich	DNF
Mar	James Clark	2:39:27 - 
Mar	Bill Bromily	2:46.51 - 7 <sup>th</sup>
Mar	Arthur Lydiard	2:51:52 - 11 <sup>th</sup>
Mar	Lionel Fox	2:57:48 - 13 <sup>th</sup>
120yh	John Holland	nt - 5 <sup>th</sup>
120yh	Lionel Smith	nt - 6 <sup>th</sup>
120yh	Alan Hill	nt - 4h1
440yh	John Holland	52.7 - 
440yh	Derek Stewart	nt - 4sf1
440yh	Alan Hill	nt - 4h1
HJ	John Borland	1.95m - 4 <sup>th</sup>
HJ	Ray McKenzie	1.83m - 11 <sup>th</sup> =
HJ	Eric Rhodes	1.75m - 14 <sup>th</sup> =
HJ	Roy Woolley	1.75m - 14 <sup>th</sup> =
PV	Wallace Heron	3.88m - 4 <sup>th</sup>
PV	George Martin	3.73m - 6 <sup>th</sup>
PV	Merv Richards	3.67m - 8 <sup>th</sup>
LJ	Bevan Hough	7.20m - 
LJ	Dare Dephoff	7.08m - 
LJ	Keith Forsyth	7.08m - 4 <sup>th</sup>
TJ	Roger Johnson	14.51m - 4 <sup>th</sup>
TJ	Keith Forsyth	14.22m - 5 <sup>th</sup>
TJ	Graeme Jefferies	14.09m - 6 <sup>th</sup>
TJ	Colin Kay	13.91m - 9 <sup>th</sup>
SP	Doug Herman	13.41m - 4 <sup>th</sup>
SP	Jack Morgan	13.36m - 5 <sup>th</sup>
SP	Tiny Main	12.60m - 6 <sup>th</sup>
DT	Gus Redmond	40.44m - 5 <sup>th</sup>
DT	Max Carr	38.63m - 8 <sup>th</sup>

HT	Alan Fuller	43.65m - 5 <sup>th</sup>
HT	Max Carr	42.84m - 6 <sup>th</sup>
HT	Jim Leckie	41.60m - 7 <sup>th</sup>
JT	Claude Clegg	53.62m - 5 <sup>th</sup>
JT	Stan Lay	53.44m - 6 <sup>th</sup>
440yR	Clem Parker	42.6 - 
	Peter Henderson	
	Kevin Beardsley	
	Arthur Eustace	
1760yR	John Holland	3:20.0 - 
	David Batten	
	Derek Stewart	
	Jack Sutherland	
100y	Doris Parker	11.2 - 4 <sup>th</sup>
100y	Shirley Hardman	11.3 - 5 <sup>th</sup>
100y	Ruth Dowman	11.3e - 4sf2
100y	Colleen Malone	11.6e - 5sf1
220y	Doris Parker	24.8e - 4 <sup>th</sup>
220y	Lesley Rowe	nt - 6 <sup>th</sup>
220y	Joan Hart	nt - 5sf1
80mh	June Schoch	11.6 - 
80mh	Joan Shackleton	11.7 - 
80mh	Noeline Gourlay	11.9e - 4 <sup>th</sup>
80mh	Pixie Fletcher	nt - 6 <sup>th</sup>
HJ	Noeline Swinton	1.55m - 
HJ	Beverley Brewis	1.47m - 5 <sup>th</sup> =
LJ	Yvette Williams	5.91m - 
LJ	Ruth Dowman	5.74m - 
LJ	June Schoch	4.66m - 11 <sup>th</sup>
JT	Yvette Williams	37.96m - 
JT	Cleo Rivett-Carnac	34.43m - 
440yR	Lesley Rowe	48.7 - 
	Shirley Hardman	
	Doris Parker	
660yR	Doris Parker	DQ
	Lesley Rowe	
	Ruth Dowman	
	Shirley Hardman	

**20 medals**

## **XV Olympic Games 1952 – Helsinki, FIN**

**4 athletes (3M, 1W)**

800	Maurice Marshall	1:56.2 – 4h1
1500	Maurice Marshall	4:01.03 – 7h4
1500	George Hoskins	3:52.72 – 12sf2
5000	George Hoskins	DNF
400h	John Holland	52.2 – 
LJ	Yvette Williams	6.24m – 

**2 Medals**



## V British Empire & Commonwealth Games 1954 – Vancouver, CAN

14 athletes (11M, 3W)

220y	Don Jowett	21.5 - 
440y	Don Jowett	47.4 - 
440y	David Fleming	49.8 - 3h5
880y	Bill Bailey	1:52.5 - 4 <sup>th</sup>
1mile	Murray Halberg	4:07.2 - 5 <sup>th</sup>
1mile	Bill Bailey	4:11.7 - 7 <sup>th</sup>
1mile	Jim Daly	DNF
3miles	Lawrence King	14:03.4 - 8 <sup>th</sup>
3miles	Ernest Haskell	14:07.0 - 9 <sup>th</sup>
3miles	Jim Daly	14:41.0 - 14 <sup>th</sup>
6miles	Lawrence King	31:01.9 - 9 <sup>th</sup>
6miles	Ernest Haskell	31:41.0 - 11 <sup>th</sup>
440yh	David Fleming	53.9 - 4 <sup>th</sup>
HJ	Peter Wells	1.95m - 4 <sup>th</sup>
HJ	Murray Jefferies	1.88m - 9 <sup>th</sup>
PV	Merv Richards	3.96m - 5 <sup>th</sup>
HT	Max Carr	47.85m - 8 <sup>th</sup>
100y	Noeline Swinton	11.5 - 8h1
80mh	Yvette Williams	11.4 - 6 <sup>th</sup>
HJ	Noeline Swinton	1.55m - 5 <sup>th</sup> =
LJ	Yvette Williams	6.08m - 
LJ	Betty Blackburn	4.89m - 13 <sup>th</sup>
SP	Yvette Williams	13.96m - 
DT	Yvette Williams	45.01 - 

5 medals

## XVI Olympic Games 1956 – Melbourne, AUS

9 athletes (5M, 4W)








100	Maurice Rae	10.68 – 4sf2
200	Maurice Rae	21.75 – 6sf1
1500	Neville Scott	3:42.87 – 7 <sup>th</sup>
1500	Murray Halberg	3:45.2 – 11 <sup>th</sup>
Mar	Albert Richards	2:41:34 – 17 <sup>th</sup>
50kW	Norman Read	4:30:42 – 
100	Margaret Stuart	12.38 – 3h6
80h	Margaret Stuart	11.51 – 6sf2
HJ	Jessie Donaghy	1.67m – 7 <sup>th</sup>
LJ	Beverley Weigel	5.85m – 7 <sup>th</sup>
SP	Valerie Sloper	15.34m – 5 <sup>th</sup>

1 medal

## VI British Empire & Commonwealth Games 1958 – Cardiff, WAL

19 athletes (13M, 6W)

100y	Morrie Rae	9.96 - 4sf2
220y	Morrie Rae	21.97 - 6sf2
440y	Barry Robinson	DNF
880y	Don Smith	1:51.59 - 5 <sup>th</sup>

1mile	Murray Halberg	4:06.65 - 5 <sup>th</sup>
1mile	Neville Scott	4:12.06 - 9 <sup>th</sup>
1mile	Bill Baillie	4:13.28 - 6h1
3miles	Murray Halberg	13:14.96 - 
3miles	Neville Scott	13:26.06 - 
3miles	Bill Baillie	13:40.92 - 9 <sup>th</sup>
3miles	Barry Magee	nt - 15 <sup>th</sup>
6miles	Barry Magee	30:27.2 - 8 <sup>th</sup>
6miles	Ray Puckett	31:57.2 - 12 <sup>th</sup>
Mar	Ray Puckett	2:38:59 - 14 <sup>th</sup>
PV	Merv Richards	4.16m - 
LJ	Roy Williams	7.26m - 6 <sup>th</sup>
LJ	Dave Norris	7.15m - 8 <sup>th</sup>
TJ	Dave Norris	15.45m - 
TJ	Roy Williams	14.47m - 12 <sup>th</sup>
SP	Les Mills	15.26m - 7 <sup>th</sup>
DT	Les Mills	51.73m - 
JT	Malcolm Hahn	62.42m - 13 <sup>th</sup>
100y	Margaret Stuart	11.32 - 6sf1
100y	Beverley Weigel	11.55 - 4h6
220y	Marise Chamberlain	25.79 - 2h6
80mh	Margaret Stuart	11.18 - 4 <sup>th</sup>
HJ	Mary Donaghy	1.70m - 
LJ	Mary Donaghy	5.76m - 5 <sup>th</sup>
LJ	Beverley Weigel	nm
SP	Valerie Sloper	15.54m - 
SP	Jennifer Thompson	12.79m - 5 <sup>th</sup>
DT	Jennifer Thompson	45.29m - 
DT	Valerie Sloper	44.93m - 
440yR	Mary Donaghy	48.34 - 4 <sup>th</sup>
	Marise Chamberlain	
	Margaret Stuart	
	Beverley Weigel	

**9 medals**

## **XVII Olympic Games 1960 – Rome, ITA**

**14 athletes (10M, 4W)**

200	Barry Robinson	22.35 – 5h9
400	Barry Robinson	48.44 – 6qf4
800	Peter Snell	1:46.48 – 
800	Don Smith	1:48.52 - 4qf1
5000	Murray Halberg	13:43.76 – 
10000	Murray Halberg	28:49.11 – 5 <sup>th</sup>
10000	Barry Magee	30:35.80 – 26 <sup>th</sup>
Mar	Barry Magee	2:17:18 – 
Mar	Jeff Julian	2:24:50 – 18 <sup>th</sup>
Mar	Ray Puckett	2:37:36 – 51 <sup>st</sup>
LJ	Dave Norris	7.04m – 12qB (32 <sup>nd</sup> )
TJ	Dave Norris	14.30m – 13qA (36 <sup>th</sup> )
SP	Les Mills	17.06m – 11 <sup>th</sup>
DT	Les Mills	50.76m - 12qA (28 <sup>th</sup> )
20kW	Norman Read	1:36:59 – 5 <sup>th</sup>
50kW	Norman Read	DNF

100	Val Morgan	12.66 – 7qf1
200	Val Morgan	25.39 – 5h3
LJ	Beverley Weigel	5.98m – 10 <sup>th</sup>
SP	Valerie Sloper	16.39m – 4 <sup>th</sup>
DT	Valerie Sloper	48.81m – 10 <sup>th</sup>
DT	Jennifer Thompson	46.74m – 14 <sup>th</sup>

### 3 medals

## VII British Empire & Commonwealth Games 1962 – Perth, AUS

27 athletes (18M, 9W)

440y	Barry Robinson	49.47 – 6sf1
880y	Peter Snell	1:47.64 – 
880y	John Davies	1:51.26 – 4sf1
880y	Gary Philpott	1:52.67 – 3h2
1mile	Peter Snell	4:04.58 – 
1mile	John Davies	4:05.12 – 
3miles	Murray Halberg	13:34.15 – 
6miles	Barry Magee	28:40.53 – 4 <sup>th</sup>
6miles	Jeff Julian	29:50.0 – 10 <sup>th</sup>
6 miles	Bill Baillie	DNF
Mar	Jeff Julian	2:30.13 – 7 <sup>th</sup>
3000S	Edward O’Keefe	9:05.8 – 6 <sup>th</sup>
120yh	Paul Dallow	15.22 – 3h3
120yh	Logan Aikman	15.61 – 4h2
440yh	Logan Aikman	56.2 – 5h2
440yh	Paul Dallow	DNF
PV	Bernard McGonagle	3.96m – 7 <sup>th</sup>
PV	Kevin Gibbons	3.96m – 11 <sup>th</sup>
LJ	Dave Norris	7.74m – 
TJ	Dave Norris	15.40m – 6 <sup>th</sup>
SP	Les Mills	15.81m – 6 <sup>th</sup>
SP	Robin Tait	14.22m – 12 <sup>th</sup>
DT	Robin Tait	50.51m – 4 <sup>th</sup>
DT	Les Mills	49.38m – 5 <sup>th</sup>
HT	Dave Leech	50.74m – 7 <sup>th</sup>
1760yR	Barry Robinson	3:17.50 – 4h2
	Dave Norris	
	Gary Philpott	
	Peter Snell	
100y	Doreen Porter	11.3 – 
100y	Nola Bond	11.48 – 6sf1
100y	Yvonne Cowan	11.58 – 4h2
220y	Doreen Porter	24.81 – 6 <sup>th</sup>
220y	Yvonne Cowan	25.03 – 5sf3
220y	Nola Bond	25.47 – 5sf1
880y	Marise Chamberlain	2:05.66 – 
80mh	Avis McIntosh	11.47 – 
HJ	Lorraine Curtis	1.65m – 8 <sup>th</sup>
HJ	Pam Burnett	1.60m – 10 <sup>th</sup>
SP	Valerie Sloper	15.23m – 
DT	Valerie Sloper	50.20m – 
DT	Helen Thayer	41.28m – 6 <sup>th</sup>

440yR	Nola Bond	46.93 – 
	Avis McIntosh	
	Yvonne Cowan	
	Doreen Porter	

**11 medals**

## XVIII Olympic Games 1964– Tokyo, JPN







**14 athletes (10M, 4W)**

800	Peter Snell	1:45.1 – 
1500	Peter Snell	3:38.1 – 
1500	John Davies	3:39.6 – 
5000	Bill Baillie	13:51.0 – 6 <sup>th</sup>
5000	Murray Halberg	14:12.0 – 4h3
5000	Neville Scott	15:01.0 – 11h4
10000	Murray Halberg	29:10.8 – 7 <sup>th</sup>
10000	Barry Magee	30:32.0 – 23 <sup>rd</sup>
Mar	Ray Puckett	2:27:34 – 27 <sup>th</sup>
Mar	Jeff Julian	2:27:57 – 29 <sup>th</sup>
Mar	Ivan Keats	2:36:16 – 42 <sup>nd</sup>
SP	Les Mills	18.52m – 7 <sup>th</sup>
DT	Les Mills	51.70m – 21 <sup>st</sup>
100	Doreen Porter	11.8 – 5qf4
100	Avis McIntosh	12.06 – 6qf1
200	Doreen Porter	24.0 – 6sf2
800	Marise Chamberlain	2:02.8 - 
80h	Avis McIntosh	10.90 – 5sf1
SP	Valerie Sloper	17.26m – 4 <sup>th</sup>
DT	Valerie Sloper	49.59m – 13 <sup>th</sup>

**4 medals      8 top 8**

## VIII British Empire & Commonwealth Games 1966 – Kingston, JAM

**17 athletes (13M, 4W)**

1mile	Ian Studd	3:58.61 – 
1mile	Geoff Pyne	4:03.22 – 10 <sup>th</sup>
3miles	Geoff Pyne	13:18.6 – 9 <sup>th</sup>
3miles	Ian Studd	13:25.8 – 10 <sup>th</sup>
6miles	Bill Baillie	30:01.0 – 9 <sup>th</sup>
Mar	Michael Ryan	2:27:59 – 
Mar	Jeff Julian	2:32:46 – 5 <sup>th</sup>
3000S	Peter Welsh	8:29.44 – 
440yh	Roger Johnson	55.87 – 7 <sup>th</sup>
LJ	Dave Norris	7.47m – 7 <sup>th</sup>
TJ	Dave Norris	15.53m – 5 <sup>th</sup>
SP	Les Mills	18.37m – 
SP	Robin Tait	16.39m – 6 <sup>th</sup>
DT	Les Mills	56.19m – 
DT	Robin Tait	55.02m – 
Dec	Roy Williams	7270 (7133 new) – 
20miW	Norman Read	2:46:29 – 
100y	Brenda Matthews	11.00 – 6sf1

880y	Marise Chamberlain	2:05.9 – 6 <sup>th</sup>
80mh	Brenda Matthews	11.3 – 7 <sup>th</sup>
SP	Valerie Sloper	16.50m – 
SP	Diane Charteris	14.15m – 5 <sup>th</sup>
DT	Valerie Sloper	49.79m – 
DT	Diane Charteris	38.46m – 8 <sup>th</sup>

#### 10 medals

### XIX Olympic Games 1968 – Mexico City, MEX

9 athletes (8M, 1W)

5000	Rex Maddaford	14:39.8 – 10 <sup>th</sup>
10000	Rex Maddaford	30:17.2 – 12 <sup>th</sup>
10000	Evan Maguire	DNF
Mar	Mike Ryan	2:23:45 – 
Mar	Dave McKenzie	2:43:36 – 37 <sup>th</sup>
400h	Roger Johnson	51.87 – 7sf2
3000S	Peter Welsh	9:13.80 – 6h3
SP	Les Mills	18.18m – 11 <sup>th</sup>
DT	Robin Tait	57.68m – 12 <sup>th</sup>
800	Sylvia Potts	2:07.27 – 6sf2 (10 <sup>th</sup> )

#### 1 medal

### IX British Commonwealth Games 1970 – Edinburgh, SCO

20 athletes (12M, 8W)

1500	Dick Quax	3:38.19 – 
1500	Dick Tayler	3:45.08 – 10 <sup>th</sup>
5000	Dick Quax	13:43.4 – 7 <sup>th</sup>
5000	Dick Tayler	13:48.3 – 10 <sup>th</sup>
Mar	Jack Foster	2:14:44 – 4 <sup>th</sup>
Mar	Jeff Julian	2:24:03 – 18 <sup>th</sup>
400h	Roger Johnson	52.07 – 5sf2
LJ	Dave Norris	7.64m – 5 <sup>th</sup>
TJ	Dave Norris	14.46m – 11 <sup>th</sup>
SP	Les Mills	18.40m – 
DT	Les Mills	57.84m – 
DT	Robin Tait	53.82m – 6 <sup>th</sup>
DT	Joe Antunovich	53.50m – 7 <sup>th</sup>
HT	Warwick Nicholl	60.02m – 6 <sup>th</sup>
Dec	Roger Main	6548 (6428 new) – 7 <sup>th</sup>
Dec	Roy Williams	DNF
100	Penny Hunt	11.92 – 7sf1
200	Penny Hunt	23.84 – 8 <sup>th</sup>
800	Sylvia Potts	2:09.76 – 5 <sup>th</sup>
800	Anne Smith	2:07.31 – 6h1
1500	Val Robinson	4:21.0 – 4 <sup>th</sup>
1500	Sylvia Potts	4:25.2 – 9 <sup>th</sup>
1500	Anne Smith	4:26.8 – 10 <sup>th</sup>
LJ	Pam Weigel	5.72m – 10 <sup>th</sup>
SP	Barbara Beable	15.87m – 
SP	Diane Charteris	13.59m – 6 <sup>th</sup>

DT	Sally-Ann Mene	45.86m – 7 <sup>th</sup>
DT	Diane Charteris	44.12m – 8 <sup>th</sup>
JT	Sally-Ann Mene	39.94m – 8 <sup>th</sup>

#### 4 Medals

### XX Olympic Games 1972 – Munich, GER

16 athletes (13M, 3W)

100	Laurie D’Arcy	10.77 – 5h9 (55 <sup>th</sup> )
200	Bevan Smith	21.04 – 4q2 (26 <sup>th</sup> )
1500	Tony Polhill	3:41.82 – 9 <sup>th</sup>
1500	Rod Dixon	3:37.46 – <b>B</b>
5000	Dick Quax	14:35.2 – 9h2 (52 <sup>nd</sup> )
5000	Gavin Thorley	14:11.6 – 10h5 (44 <sup>th</sup> )
5000	Dick Tayler	13:56.2 – 10h3 (31 <sup>st</sup> )
10000	Gavin Thorley	DNF
Mar	Jack Foster	2:16:56 – 8 <sup>th</sup>
Mar	Terry Manners	2:25:29 – 34 <sup>th</sup>
Mar	Dave McKenzie	2:22:19 – 22 <sup>nd</sup>
400h	Roger Johnson	50.48 – 4h5 (18 <sup>th</sup> )
SP	Les Mills	18.38m – 23 <sup>rd</sup>
DT	Les Mills	55.86m – 14 <sup>th</sup>
DT	Robin Tait	56.60m – 20 <sup>th</sup>
100	Brenda Matthews	11.87 – 8q1 (30 <sup>th</sup> )
400	Penny Hunt	52.66 – 6q3 (14 <sup>th</sup> )
800	Sue Haden	2:04.86 – 4h5 (24 <sup>th</sup> )

1 medal




2 top 8

4 top 16

### X British Commonwealth Games 1974 – Christchurch, NZL

59 athletes (36M, 23W)

100	Trevor Cochrane	10.86 - 6h1
100	Grant Anderson	11.13 - 6h2
100	Kerry Hill	10.85 - 7h5
200	Bevan Smith	21.08 - <b>B</b>
200	Grant Anderson	21.95 - 4h4
200	Trevor Cochrane	21.68 - 4h3
400	Bevan Smith	46.60 - 6 <sup>th</sup>
400	Philip Kear	47.13 - 8sf2
400	Richard Endean	47.94 - 5h3
800	John Walker	1:44.92 - <b>B</b>
800	Alan Gilmour	1:57.78 - 8sf1
800	Stuart Melville	1:52.11 - 5h4
1500	John Walker	3:32.52 - <b>S</b>
1500	Rod Dixon	3:33.89 - 4 <sup>th</sup>
1500	Tony Polhill	3:40.30 - 4h2
5000	Bryan Rose	14:00.93 - 10 <sup>th</sup>
5000	Kevin Ryan	14:07.42 - 7h2
10000	Dick Tayler	27:46.40 - <b>G</b>
10000	Kevin Ryan	29:49.46 - 12 <sup>th</sup>
10000	Philip Watson	29:54.75 - 13 <sup>th</sup>
Mar	Jack Foster	2:11:19 - <b>S</b>
Mar	Terry Manners	2:12:59 - 4 <sup>th</sup>

Mar	John Robinson	2:17:06 - 10 <sup>th</sup>
3000S	Euan Robertson	8:35.2 - 5 <sup>th</sup>
3000S	Nathan Healey	8:52.2 - 10 <sup>th</sup>
3000S	Howard Healey	8:52.4 - 11 <sup>th</sup>
110h	Phillip Mills	14.51 - 6h2
110h	Ross Pownall	14.35 - 5h1
400h	Randall McIntosh	51.95 - 6sf2
400h	Roger Johnson	52.45 - 5sf1
PV	Peter Tracy	4.60m - 5 <sup>th</sup>
LJ	John Delamere	7.31m - 9 <sup>th</sup>
LJ	Kerry Hill	7.18m - 10 <sup>th</sup>
TJ	Dave Norris	15.41m - 6 <sup>th</sup>
TJ	John Delamere	14.23m - 13 <sup>th</sup>
SP	Robin Tait	17.71m - 5 <sup>th</sup>
DT	Robin Tait	63.08m - 
HT	Murray Cheater	65.82m - 5 <sup>th</sup>
HT	Warwick Nicholl	63.72m - 7 <sup>th</sup>
Dec	Iafeta Sua'Mene	6993 pts (6900 new) - 6 <sup>th</sup>
Dec	Roger Main	6799 pts (6685 new) - 7 <sup>th</sup>
Dec	Geoffrey Wood	6622 pts (6524 new) - 9 <sup>th</sup>
20miW	Les Stevenson	2:46:56 - 6 <sup>th</sup>
20miW	Kevin Taylor	DQ
400R	Grant Anderson	40.41 - 7 <sup>th</sup>
	Trevor Cochrane	
	Bevan Smith	
	Kerry Hill	
1600R	Philip Kear	3:08.01 - 5 <sup>th</sup>
	Richard Endean	
	Trevor Cochrane	
	Bevan Smith	
100	Wendy Brown	11.59 - 5 <sup>th</sup>
100	Gail Wooten	11.88 - 6sf1
100	Kim Robertson	12.06 - 4h3
200	Wendy Brown	23.44 - 6 <sup>th</sup>
200	Gail Wooten	24.01 - 5sf2
200	Kim Robertson	24.56 - 5h2
400	Penny Hunt	54.30 - 7 <sup>th</sup>
400	Sue Gukilau	55.76 - 7sh1
400	Colleen Mills	57.54 - 5h2
800	Sue Haden	2:02.04 - 
800	Lorraine Moller	2:03.62 - 5 <sup>th</sup>
800	Shirley Somervell	2:05.83 - 7 <sup>th</sup>
1500	Anne Audain	4:21.05 - 6 <sup>th</sup>
1500	Sylvia Potts	4:23.12 - 8 <sup>th</sup>
1500	Sue Haden	4:27.8 - 10 <sup>th</sup>
100h	Michelle Miles	13.89 - 5 <sup>th</sup>
100h	Brenda Matthews	13.95 - 7 <sup>th</sup>
100h	Jan Lothian	14.26 - 5sf1
HJ	Donna Mills	1.60m - 12 <sup>th</sup>
HJ	Susan Burnside	1.55m - 14 <sup>th</sup>
LJ	Pam Weigel	6.11m - 9 <sup>th</sup>
LJ	Susan Burnside	5.58m - 11 <sup>th</sup>
LJ	Kathy Otto	5.65m - 14 <sup>th</sup> q
SP	Valerie Sloper	15.29m - 
SP	Barbara Beable	14.60m - 5 <sup>th</sup>
DT	Sally-Ann Mene	48.80m - 7 <sup>th</sup>
JT	Sandra McGookin	47.84m - 6 <sup>th</sup>

JT	Sally-Ann Mene	40.44m - 11 <sup>th</sup>
Pen	Barbara Beable	4158pts (4087 new) - 5 <sup>th</sup>
Pen	Susan Burnside	3726pts (3653 new) - 11 <sup>th</sup>
400R	Kim Robertson	44.68 - 5 <sup>th</sup>
	Brenda Matthews	
	Gail Wooten	
	Wendy Brown	
1600R	Sue Gukilau	3:37.53 - 5 <sup>th</sup>
	Lorraine Tong	
	Shirley Somervell	
	Penny Hunt	

**8 medals**

## XXI Olympic Games 1976 – Montreal, CAN

**10 athletes (7M, 3W)**

1500	John Walker	3:39.17 – 
5000	Rod Dixon	13:25.50 – 4 <sup>th</sup>
5000	Dick Quax	13:25.16 – 
3000S	Euan Robertson	8:21.08 – 6 <sup>th</sup>
Mar	Kevin Ryan	DNF
Mar	Jack Foster	2:17:53 – 17 <sup>th</sup>
HT	Murray Cheater	67.38m – 16 <sup>th</sup>
100	Sue Jowett	11.81 – 8q2 (29 <sup>th</sup> )
200	Sue Jowett	24.23 – 8q1 (27 <sup>th</sup> )
800	Anne Audain	2:05.78 - 7h5 (29 <sup>th</sup> )
1500	Anne Audain	4:10.68 – 7h4 (19 <sup>th</sup> )
1500	Diane Rodger	4:12.81 – 7h2 (23 <sup>rd</sup> )

**2 medals**

**4 top 8**



**5 top 16**

## XI Commonwealth Games 1978 – Edmonton, CAN

**28 athletes (19M, 9W)**

100	Graeme French	10.98 - 8qf4
200	Bevan Smith	21.60 - 6qf4
400	Bevan Smith	48.25 - 8sf2
800	Dennis Norris	1:50.77 - 5sf2
1500	Rod Dixon	3:41.43 - 8 <sup>th</sup>
1500	Dennis Norris	3:45.96 - 8h1
5000	Rod Dixon	13:43.69 - 8 <sup>th</sup>
5000	Alan Thurlow	DNF
10000	Dick Quax	29:58.0 - 9 <sup>th</sup>
10000	Alan Thurlow	30:05.24 - 10 <sup>th</sup>
Mar	Kevin Ryan	2:17:16 - 4 <sup>th</sup>
Mar	Paul Ballinger	2:17:46 - 6 <sup>th</sup>
Mar	Terry Manners	2:23:00 - 13 <sup>th</sup>
3000S	Euan Robertson	8:41.32 - 4 <sup>th</sup>
3000S	Howard Healey	8:43.75 - 5 <sup>th</sup>
110h	Phillip Mills	14.09 - 6 <sup>th</sup>
110h	Ross Pownall	14.18 - 7 <sup>th</sup>
400h	Phillip Mills	52.01 - 8 <sup>th</sup>
TJ	Phillip Woods	16.05m - 6 <sup>th</sup>
DT	Robin Tait	55.22m - 4 <sup>th</sup>





JT	Mike O'Rourke	83.18m - 
Dec	Robert Sadler	7117 pts (7010 new) - 7 <sup>th</sup>
30kW	Graham Seatter	2:31:49 - 7 <sup>th</sup>
30kW	Mike Parker	DNF
400R	Graeme French	41.40 - 5h1
	Bevan Smith	
	Phillip Mills	
	Ross Pownall	
100	Kim Robertson	11.63 - 5sf2
100	Wendy Brown	11.84 - 4h5
200	Kim Robertson	23.59 - 6sf2
200	Wendy Brown	23.64 - 5sf1
400	Penny Hunt	54.26 - 7sf2
800	Alison Wright	2:06.71 - 6sf2
1500	Alison Wright	4:12.93 - 6 <sup>th</sup>
3000	Heather Thomson	9:20.69 - 
100h	Gail Wooten	13.77 - 5 <sup>th</sup>
LJ	Noeline Hodgins	5.86 - 11 <sup>th</sup>
Pen	Karen Page	4099 pts (4017 new) - 5 <sup>th</sup>
Pen	Barbara Beable	3989 pts (3891 new) - 7 <sup>th</sup>
400R	Wendy Brown	45.06 - 4 <sup>th</sup>
	Penny Hunt	
	Gail Wooten	
	Kim Robertson	

## 2 medals

## XII Commonwealth Games 1982 – Brisbane, AUS

32 athletes (19M, 13W)

800	John Walker	1:46.23 - 4 <sup>th</sup>
1500	John Walker	3:43.11 - 
1500	Michael Gilchrist	3:44.50 - 7 <sup>th</sup>
1500	Tony Rogers	3:45.11 - 8 <sup>th</sup>
5000	Peter Renner	13:45.00 - 8 <sup>th</sup>
5000	Neil Lowsley	13:45.70 - 9 <sup>th</sup>
Mar	Kevin Ryan	2:13:42 - 5 <sup>th</sup>
Mar	Donald Greig	DNF
Mar	Gary Palmer	DNF
3000S	Peter Renner	8:34.32 - 5 <sup>th</sup>
3000S	Neil Lowsley	8:47.23
110h	Tim Soper	DNF
HJ	Roger TePuni	2.13m - 8 <sup>th</sup>
HJ	Terry Lomax	2.10m - 11 <sup>th</sup>
PV	Kieran McKee	4.70m - 7 <sup>th</sup>
LJ	Steve Walsh	7.75m - 
DT	Robin Tait	54.22m - 8 <sup>th</sup>
JT	Mike O'Rourke	89.84m - 
JT	David Hookway	69.72m - 8 <sup>th</sup>
Dec	Peter Dyer	7316 pts (7241 new) - 5 <sup>th</sup>
30kW	Mike Parker	2:26:07 - 11 <sup>th</sup>
30kW	Kevin Taylor	2:37:37 - 15 <sup>th</sup>
400	Kim Robertson	53.02 - 5 <sup>th</sup>
800	Christine Pfitzinger	2:04.87 - 7 <sup>th</sup>
1500	Lorraine Moller	4:12.67 - 

1500	Diane Rodger	4:13.10 - 4 <sup>th</sup>
1500	Jenny Overall	4:33.23 - 9h1
3000	Anne Audain	8:45.53 - 
3000	Lorraine Moller	8:55.76 - 
3000	Diane Rodger	9:06.05 - 4 <sup>th</sup>
100h	Terry Genge	13.86 - 6h1
400h	Terry Genge	60.16 - 6h1
400h	Janine Robson	61.17 - 5h2
LJ	Pam Hendren	6.33m - 8 <sup>th</sup>
LJ	Noeline Hodgins	6.27m - 9 <sup>th</sup>
SP	Glenda Hughes	14.13m - 9 <sup>th</sup>
Hep	Terry Genge	5679 pts (5536 new) - 5 <sup>th</sup>
Hep	Karen Forbes	5288 pts (5107 new) - 9 <sup>th</sup>
1600R	Terry Genge	3:40.63 - 6 <sup>th</sup>
	Christine Pfitzinger	
	Janine Robson	
	Kim Robertson	

## 6 medals

### World Championships 1983 – Helsinki, FIN

17 athletes (12M, 5W)

800	Peter Pearlless	1:47.82 - 6s3 (17 <sup>th</sup> )
1500	John Walker	3:44.24 – 9 <sup>th</sup>
3000S	Peter Renner	8:25.72 – 9s2 (15 <sup>th</sup> )
Mar	Paul Ballinger	2:16:06 – 27 <sup>th</sup>
Mar	Trevor Wright	2:17:31 – 31 <sup>st</sup>
Mar	Don Greig	2:27:37 – 52 <sup>nd</sup>
110h	Tim Soper	14.28 – 7h1 (24 <sup>th</sup> )
LJ	Steve Walsh	7.75m – 10qA (17 <sup>th</sup> )
JT	Michael O'Rourke	75.32m – 8qB (15 <sup>th</sup> )
20kW	Kevin Taylor	1:30:38 – 39 <sup>th</sup>
20kW	Shane Donnelly	1:35:21 – 50 <sup>th</sup>
20kW	Keith Olsthoorn	DNF
3000	Lorraine Moller	9:02.19 – 14 <sup>th</sup>
Hep	Terry Genge	5739 pts– 16 <sup>th</sup>
Mar	Glenys Quick	2:37:14 – 14 <sup>th</sup>
Mar	Ngaire Drake	2:43:51 – 24 <sup>th</sup>
Mar	Mary O'Connor	2:48:44 – 34 <sup>th</sup>

0 medal

0 top 8

6 top 16

IAAF Placings Table: 0 points

### XXIII Olympic Games 1984 – Los Angeles, USA

14 athletes (9M, 5W)

800	Peter Pearlless	1:49.95 – 5h3 (42 <sup>nd</sup> )
1500	Tony Rogers	3:38.98 – 9 <sup>th</sup>
1500	Peter O'Donoghue	3:38.71 – 8s2 (16 <sup>th</sup> )
5000	John Walker	13:24.46 – 8 <sup>th</sup>
Mar	Rod Dixon	2:12:57 – 10 <sup>th</sup>
Mar	Derek Froude	2:19.44 – 34 <sup>th</sup>
3000S	Peter Renner	8:29.81 – 11 <sup>th</sup>
LJ	Steve Walsh	NM

JT	Mike O'Rourke	NM
3000	Diane Rodger	8:56.43 – 9 <sup>th</sup>
Mar	Lorraine Moller	2:28:54 – 5 <sup>th</sup>
Mar	Mary O'Connor	2:41:22 – 27 <sup>th</sup>
Mar	Anne Audain	DNF
400h	Lynette Grime	58.02 – 5h2 (17 <sup>th</sup> )

**0 medal      2 top 8      7 top 16**

## World Indoor Games 1985 – Paris, FRA

5 athletes (3M, 2W)

60	John Hunt	6.98 – 5h2 (25 <sup>th</sup> )
3000	Peter Renner	8:06.38 – 6h1 (14 <sup>th</sup> )
3000	Tony Rogers	7:58.09 – 8h2 (12 <sup>th</sup> )
LJ	John Hunt	7.14m – 13 <sup>th</sup>
60	Kim Robertson	7.43 – 5 <sup>th</sup>
200	Kim Robertson	23.69 – <b>B</b>
1500	Dianne Rodger	4:29.38 – 6 <sup>th</sup>
3000	Dianne Rodger	9:12.68 – 4 <sup>th</sup>

## XIII Commonwealth Games 1986 – Edinburgh, SCO

25 athletes (13M, 12W)

1500	Michael Gilchrist	3:45.91 – 6h1 (13 <sup>th</sup> )
1500	Peter Renner	3:47.06 – 9h2 (16 <sup>th</sup> )
5000	John Walker	13:35.34 – 5 <sup>th</sup>
5000	David Burridge	13:36.79 – 6 <sup>th</sup>
5000	Kerry Rodger	13:52.04 – 11 <sup>th</sup>
10000	John Bowden	29:25.66 – 9 <sup>th</sup>
Mar	John Campbell	2:21:25 – 13 <sup>th</sup>
3000S	Peter Renner	8:27.12 – 4 <sup>th</sup>
3000S	Michel Gilchrist	8:43.96 – 6 <sup>th</sup>
400h	Wayne Paul	53.39 – 4h1 (9 <sup>th</sup> )
JT	Gavin Lovegrove	76.22m – <b>B</b>
JT	John Stapylton-Smith	65.76m – 9 <sup>th</sup>
Dec	Simon Poelman	8015 – <b>B</b>
30kW	Murray Day	2:15:11 – 6 <sup>th</sup>
30kW	Graham Seatter	2:22:46 – 9 <sup>th</sup>

1500	Christine Pfitzinger	4:16.81 – 6 <sup>th</sup>
1500	Anne Hare	4:17.56 – 9 <sup>th</sup>
3000	Lorraine Moller	9:03.89 – 5 <sup>th</sup>
3000	Christine Pfitzinger	9:09.37 – 6 <sup>th</sup>
10000	Anne Audain	31:53.31 – <b>S</b>
10000	Christine McMiken	DNF
10000	Debbie Elsmore	DNF
Mar	Lorraine Moller	2:28.17 – <b>S</b>
Mar	Mary O'Connor	2:46.48 – 9 <sup>th</sup>
100h	Lynette Stock	13.67 – 5h1 (11 <sup>th</sup> )
100h	Terry Genge	14.06 – 8h2 (15 <sup>th</sup> )
HJ	Trudy Woodhead	1.86m – 6 <sup>th</sup>
LJ	Jayne Moffitt	6.19m – 6 <sup>th</sup>
JT	Lyn Osmers	38.70m – 12 <sup>th</sup>

Hep	Terry Genge	5632 – 6 <sup>th</sup>
Hep	Lyn Osmers	5511 – 7 <sup>th</sup>

**4 medals      16 top 8**

## World Indoor Championships 1987 – Indianapolis, USA

### 1 athletes (0M, 1W)

800      Justine Craig      2:09.48 – 6h2 (16<sup>th</sup>)

## World Championships 1987 – Rome, ITA

### 8 athletes (4M, 4W)

Mar	Graham Macky	2:20:43 – 20 <sup>th</sup>
HT	Angus Cooper	63.64m – 13qB (26 <sup>th</sup> )
JT	Gavin Lovegrove	74.16m – 11qB (23 <sup>rd</sup> )
Dec	Simon Poelman	8926 points – 6 <sup>th</sup>

1500	Christine Pfitzinger	4:13.59 - 8h3 (26 <sup>th</sup> )
10000	Christine McMiken	32:25.67 – 14 <sup>th</sup>
10000	Lorraine Moller	34:07.26 – 21 <sup>st</sup>
Mar	Hazel Stewart	2:48:41 – 25 <sup>th</sup>

**0 medal      1 top 8      2 top 16**

IAAF Placings Table: 3 points – 39<sup>th</sup>

## XXIV Olympic Games 1988 – Seoul, KOR

### 6 athletes (2M, 4W)

Mar	John Campbell	2:14:08 – 12 <sup>th</sup>
Dec	Simon Poelman	8021 – 16 <sup>th</sup>
3000	Christine Pfitzinger	9:01.30 – 9h1 (21 <sup>st</sup> )
10000	Anne Audain	32:10.47 – 11 <sup>th</sup>
10000	Christine McMiken	32:20.39 - 10h2 (23 <sup>rd</sup> )
Mar	Lorraine Moller	2:37:52 – 33 <sup>rd</sup>

**0 medal      0 top 8      3 top 16**

## XIV Commonwealth Games 1990 – Auckland, NZL

### 81 athletes (47M, 34W)

100	Murray Gutry	10.92 – 8q2 (31 <sup>st</sup> )
100	Mark Woods	10.71 - 5q4 (25 <sup>th</sup> )
100	Scott Bowden	10.70 – 7q3 (24 <sup>th</sup> )
200	Dale McClunie	20.75 – 5s1 (11 <sup>th</sup> )
200	Scott Bowden	21.35 – 8s2 (16 <sup>th</sup> )
200	Mark Woods	21.18 – 6q3 (19 <sup>th</sup> )
400	Craig Purdy	47.87 – 5q1 (21 <sup>st</sup> )
400	Darren Dale	47.98 – 6q2 (23 <sup>rd</sup> )
400	Grant Gilbert	46.18 – 7 <sup>th</sup>
800	John Walker	1:49.60 – 8s1 (13 <sup>th</sup> )
800	Michael Craig	1:51.00 – 8s2 (16 <sup>th</sup> )
800	Paul Breed	1:52.92 – 5h4 (26 <sup>th</sup> )
1500	Peter O'Donoghue	3:35.14 – <b>B</b>

1500	Alan Bunce	3:45.52 – (6h1) 13 <sup>th</sup>
1500	John Walker	3:53.77 – 12 <sup>th</sup>
5000	Kerry Rodger	13:26.79 – 4 <sup>th</sup>
5000	Phil Clode	14:01.96 – 8h2 (16 <sup>th</sup> )
5000	Richard Potts	14:33.22 – 10h1 (20 <sup>th</sup> )
10000	Kerry Rodger	28:46.55 – 7 <sup>th</sup>
10000	Mark Furlan	30:39.90 – 14 <sup>th</sup>
Mar	Rex Wilson	2:13:48 – 7 <sup>th</sup>
Mar	Paul Herlihy	2:24:52 – 17 <sup>th</sup>
Mar	John Campbell	DNF
3000S	Peter Renner	8:38.61 – 8 <sup>th</sup>
3000S	Greg Cameron	8:42.08 – 9 <sup>th</sup>
3000S	Sean Wade	8:45.16 – 11 <sup>th</sup>
110h	Paul Lloyd	DNF
110h	Grant McNeil	14.20 – 8 <sup>th</sup>
110h	Tim Soper	14.28 – 9 <sup>th</sup>
400h	Wayne Paul	DNF
HJ	Roger TePuni	2.20m – 8 <sup>th</sup>
HJ	Jeff Brown	2.00m – 14 <sup>th</sup>
PV	Simon Poelman	5.20m – <b>B</b>
PV	Paul Gibbons	5.10m – 7 <sup>th</sup>
PV	Derek McKee	4.80m – 11 <sup>th</sup>
LJ	Jonathan Moyle	7.97m – 5 <sup>th</sup>
LJ	Willie Hinchcliffe	7.97m – 6 <sup>th</sup>
SP	Courtney Ireland	16.74m – 11 <sup>th</sup>
DT	Mark Robinson	53.64m – 10 <sup>th</sup>
HT	Angus Cooper	71.26m – <b>B</b>
HT	Phillip Jensen	68.96m – 5 <sup>th</sup>
JT	Gavin Lovegrove	81.66m – <b>B</b>
JT	Mike O'Rourke	79.00m – 5 <sup>th</sup>
JT	John Stapylton-Smith	72.80m – 7 <sup>th</sup>
Dec	Simon Poelman	8207 – <b>S</b>
Dec	Paul Henry	7071 – 10 <sup>th</sup>
Dec	Terry Lomax	6955 – 11 <sup>th</sup>
30kW	Shane Donnelly	2:24:01 – 10 <sup>th</sup>
30kW	Sean Sullivan	2:35:40 – 12 <sup>th</sup>
400R	Murray Gutry	44.34 – 9 <sup>th</sup>
	Gary Henley-Smith	
	Grant Gilbert	
	Dale McClunie	
1600R	Darren Dale	3:06.23 – 4 <sup>th</sup>
	Andrew Collins	
	Anthony Green	
	Dale McClunie	
100	Briar Toop	11.46 – 6 <sup>th</sup>
100	Michelle Seymour	11.69 – 5s1 (11 <sup>th</sup> )
100	Helen Pirivano	11.72 – 6s1 (12 <sup>th</sup> )
200	Briar Toop	23.89 – 3h1 (12 <sup>th</sup> )
200	Michelle Seymour	23.83 – 5h2 (11 <sup>th</sup> )
400	Jill Cockram	56.39 – 7h1 (12 <sup>th</sup> )
400	Andrea Wade	DNF
800	Carlene Dillimore	2:06.88 -5h1 (10 <sup>th</sup> )
800	Toni Hodgkinson	2:09.11 – 9 <sup>th</sup>
1500	Christine Pfitzinger	4:17.36 – 11 <sup>th</sup>
1500	Anne Hare	4:20.25 – 8h1 (15 <sup>th</sup> )
1500	Debbie Sheddan	4:21.42 – 8h2 (16 <sup>th</sup> )
3000	Anne Hare	9:15.49 – 10 <sup>th</sup>

3000	Sonia Barry	9:25.91 – 12 <sup>th</sup>
3000	Christine Pfitzinger	DNF
10000	Barbara Moore	32:44.73 – 
10000	Anne Audain	33:40.13 – 11 <sup>th</sup>
10000	Anne Hannam	34:42.62 – 13 <sup>th</sup>
Mar	Helen Moros	2:39:36 – 7 <sup>th</sup>
Mar	Margueritte Buist	DNF
100h	Cassandra Kelly	14.21 – 6h1 (14 <sup>th</sup> )
100h	Helen Pirovano	13.61 – 8 <sup>th</sup>
400h	Kim Peterson	59.56 – 6h1 (11 <sup>th</sup> )
400h	Anna Shattky	61.33 – 6h2 (12 <sup>th</sup> )
HJ	Tanya Dixon	1.88m – 
HJ	Tracy Phillips	1.88m – 
HJ	Trudy Woodhead	1.88m – 4 <sup>th</sup>
LJ	Jayne Moffitt	6.46m – 5 <sup>th</sup>
LJ	Lisa Ball	6.21m – 11 <sup>th</sup>
SP	Christine King	14.40m – 6 <sup>th</sup>
SP	Jan Maxwell	14.09m – 7 <sup>th</sup>
DT	Elizabeth Ryan	53.70m – 4 <sup>th</sup>
JT	Kaye Nordstrom	53.52m – 7 <sup>th</sup>
Hep	Joanne Henry	5764 – 5 <sup>th</sup>
Hep	Cassandra Kelly	5244 – 9 <sup>th</sup>
Hep	Lyn Osmer	5222 – 10 <sup>th</sup>
10kW	Anne Judkins	47:03 – 
10kW	Jane Jackson	DQ
400R	Helen Pirivano	44.77 – 4 <sup>th</sup>
	Michelle Seymour	
	Jayne Moffitt	
	Kim Peterson	
1600R	Jayne Moffitt	3:39.64 – 4 <sup>th</sup>
	Jill Cockram	
	Toni Hodgkinson	
	Carlene Dillimore	

**9 medals      36 top 8**

## World Indoor Championships 1991 – Seville, ESP

### 2 athletes (0M, 2W)

HJ	Tania Dixon	1.80m – (21 <sup>st</sup> )
LJ	Jayne Mitchell	6.06m – (15 <sup>th</sup> )

## World Championships 1991 – Tokyo, JPN

### 16 athletes (8M, 8W)

200	Cameron Taylor	21.40 – 8q4 (31 <sup>st</sup> )
5000	Kerry Rodger	14:03.81 – 11h3 (28 <sup>th</sup> )
HJ	Roger Te Puni	2.15m – 19qA (33 <sup>rd</sup> )
HT	Angus Cooper	68.48m – 11qB (21 <sup>st</sup> )
PV	Paul Gibbons	5.40m 10qB (18 <sup>th</sup> )
LJ	Jonathon Moyle	7.52m 19qA (34 <sup>th</sup> )
JT	Gavin Lovegrove	84.24m – 4 <sup>th</sup>
Dec	Simon Poelman	8267 points – 6 <sup>th</sup>
100	Michelle Seymour	11.87 – 8q4 (31 <sup>st</sup> )
1500	Christine Pfitzinger	4:08.43 – 9h1 (17 <sup>th</sup> )
10000	Lesley Morton	33:23.17 - 19h2 (42 <sup>nd</sup> )

400h	Lynnette Massey	57.55 – 5h3 (21 <sup>st</sup> )
HJ	Tania Murray	1.79m – 11qB (21 <sup>st</sup> )
LJ	Jayne Moffitt	6.29m – 13qA (26 <sup>th</sup> )
JT	Kirsten Smith	53.98m – 13qB (24 <sup>th</sup> )
Hep	Joanne Henry	5999 points – 18 <sup>th</sup>

**0 medal      2 top 8      2 top 16**

IAAF Placings Table: 8 points – 29<sup>th</sup>

## XXV Olympic Games 1992 – Barcelona, ESP

**13 athletes (7M, 6W)**

200	Cameron Taylor	20.83 – 5h2 (23 <sup>rd</sup> )
5000	Robbie Johnston	13:57.87 – 9h1 (33 <sup>rd</sup> )
Mar	Rex Wilson	2:15:51 – 16 <sup>th</sup>
Mar	Derek Froude	2:19:37 – 35 <sup>th</sup>
JT	Gavin Lovegrove	77.08m – 9 <sup>th</sup>
PV	Paul Gibbons	NH
Dec	Simon Poelman	DNF

10000	Lesley Morton	33:51.06 – 17h2 (33 <sup>rd</sup> )
Mar	Lorraine Moller	2:33:59 – 
Mar	Marguerite Buist	DNF
10kW	Anne Judkins	45:28 – 9 <sup>th</sup>
JT	Kirsten Smith	59.34m – 17 <sup>th</sup>
Hep	Joanne Henry	DNF

**1 medal      1 top 8      4 top 16**

## World Indoor Championships 1993 – Toronto, CAN

**1 athletes (1M, 0W)**

3000	Phil Clode	7:54.82 – 4h1 (15 <sup>th</sup> )
------	------------	-----------------------------------

## World Championships 1993 – Stuttgart, GER

**13 athletes (8M, 5W)**

200	Mark Keddell	21.28 – 5h4 (40 <sup>th</sup> )
5000	Phil Clode	13:56.94 – 11h1 (28 <sup>th</sup> )
Mar	Derek Froude	DNF
20kW	Scott Nelson	1:30:15 – 27 <sup>th</sup>
400R	Todd Blythe	39.93 – 8s1 (14 <sup>th</sup> )

	Mark Keddell	
	Chris Donaldson	
	Augustine Nketia	
1600R	Shaun Farrell	3:05.84 – 5s1 (14 <sup>th</sup> )
	Nick Cowan	
	Darren Dale	
	Mark Keddell	
SP	Courtney Ireland	19.08m – 9qA (16 <sup>th</sup> )
JT	Gavin Lovegrove	77.08m- 9qB (15 <sup>th</sup> )

100	Michelle Seymour	11.79 – 8q3 (32 <sup>nd</sup> )
10000	Lesley Morton	33:54.39 – 16h2 (33 <sup>rd</sup> )
10000	Barbara Moore	34:38.27 – 19h1 (35 <sup>th</sup> )





Mar	Gabrielle O'Rourke	DNF
10kW	Linn Murphy	49:24 – 41 <sup>st</sup>

**0 medal      0 top 8      4 top 16**

IAAF Placings Table: 0 points

## **XV Commonwealth Games 1994 – Victoria, CAN**

**25 athletes (13M, 12W)**

100	Augustine Nketia	10.42 – 7 <sup>th</sup>
400	Shaun Farrell	47.60 – 6q3 (21 <sup>st</sup> )
1500	Richard Potts	3:57.78 – 12s1 (21 <sup>st</sup> )
5000	Jonathan Wyatt	13:35.46 – 6 <sup>th</sup>
10000	Phil Clode	29:50.93 – 11 <sup>th</sup>
10000	Robbie Johnston	DNF
SP	Courtney Ireland	19.38m – 
HT	Angus Cooper	67.92m – 5 <sup>th</sup>
JT	Gavin Lovegrove	80.42m – 
Dec	Douglas Pirini	7840 – 5 <sup>th</sup>
Dec	Simon Poelman	DNF
30kW	Scott Nelson	2:09:10 – 
30kW	Craig Barrett	2:14:19 – 8 <sup>th</sup>
100	Michelle Seymour	11.59 – 6s1 (13 <sup>th</sup> )
200	Michelle Seymour	23.72 – 4h3 (17 <sup>th</sup> )
10000	Anne Hare	33:19.66 – 8 <sup>th</sup>
Mar	Nyla Carroll	2:34:03 – 5 <sup>th</sup>
HJ	Tracy Phillips	1.80m – 9 <sup>th</sup>
HJ	Tania Dixon	1.91m – 4 <sup>th</sup>
LJ	Joanne Henry	6.65m – 5 <sup>th</sup>
LJ	Chantal Brunner	6.63m – 6 <sup>th</sup>
SP	Christine King	16.27m – 5 <sup>th</sup>
SP	Beatrice Faumuina	14.80m – 9 <sup>th</sup>
DT	Beatrice Faumuina	57.12m – 
JT	Kirsten Smith	60.40 – 
JT	Kaye Nordstrom	54.90m – 8 <sup>th</sup>
Hep	Joanne Henry	6121 – 4 <sup>th</sup>
10kW	Linn Murphy	DQ

**5 medal      17 top 8**

## **World Indoor Championships 1995 – Barcelona, ESP**

**3 athletes (1M, 2W)**

60	Augustine Nketia	6.63 – 6 <sup>th</sup>
3000	Kay Ulrich	DNF
HJ	Tania Dixon	1.85m – (22 <sup>nd</sup> )

## **World Championships 1995 – Gothenburg, SWE**

**15 athletes (11M, 4W)**

100	Augustine Nketia	10.45 – 8s1 (16 <sup>th</sup> )
200	Chris Donaldson	20.82 – 7q3 (24 <sup>th</sup> )
200	Mark Keddell	40.08 – 8q1 (30 <sup>th</sup> )
1500	Martin Johns	3:45:10 – 8h2 (32 <sup>nd</sup> )



10000	Robbie Johnston	DNF
400R	Laud Codjoe	39.70 – 5h4 (19 <sup>th</sup> )
	Mark Keddell	
	Chris Donaldson	
	Augustine Nketia	
1600R	Callum Taylor	3:06.39 - 6s3(17 <sup>th</sup> )
	Nick Cowan	
	Mark Wilson	
	Robert Hanna	
20kW	Scott Nelson	1:32:19 – 31 <sup>st</sup>
50kW	Craig Barrett	4:10:26 – 22 <sup>nd</sup>
JT	Gavin Lovegrove	74.98m – 20 <sup>th</sup>
Dec	Simon Poelman	7969 points – 13 <sup>th</sup>
Mar	Nyla Carroll	2:50:25 – 29 <sup>th</sup>
LJ	Chantal Brunner	6.43m - 12 <sup>th</sup>
DT	Beatrice Faumuina	54.32m – 13qA (27 <sup>th</sup> )
Hep	Joanne Henry	DNF

**0 medal      0 top 8      3 top 16**

IAAF Placings Table: 0 points

## XXVI Olympic Games 1996 – Atlanta, USA

18 athletes (12M, 6W)

100	Augustine Nketia	10.35 – 8q1 (29 <sup>th</sup> )
100	Chris Donaldson	10.39 – 6h4 (39 <sup>th</sup> )
200	Chris Donaldson	20.96 – 6h3 (48 <sup>th</sup> )
200	Mark Keddell	20.93 – 4h10 (45 <sup>th</sup> )
200	Matthew Coad	21.25 – 5h8 (65 <sup>th</sup> )
1500	Martin Johns	3:44.91 – 11h3 (40 <sup>th</sup> )
5000	Johnathan Wyatt	13:47.81 – 10s1 (16 <sup>th</sup> )
10000	Robbie Johnston	28:40.60 – 12h1 (24 <sup>th</sup> )
Mar	Sean Wade	2:30:35 – 83 <sup>rd</sup>
JT	Gavin Lovegrove	77.12m – (23 <sup>rd</sup> )
Dec	Douglas Pirini	7961 – 24 <sup>th</sup>
20kW	Scott Nelson	1:25:52 – 32 <sup>nd</sup>
50kW	Craig Barrett	4:15:15 – 33 <sup>rd</sup>
800	Toni Hodgkinson	2:00.54 – 8 <sup>th</sup>
5000	Anne Hare	15:29.11 – 13 <sup>th</sup>
10000	Nyla Carroll	32:50.64 – 10h1 (24 <sup>th</sup> )
Mar	Lorraine Moller	2:42:21 – 48 <sup>th</sup>
LJ	Chantal Brunner	6.49m – 10 <sup>th</sup>
DT	Beatrice Faumuina	58.40m – (23 <sup>rd</sup> )

**0 medal      1 top 8      4 top 16**


## World Indoor Championships 1997 – Paris, FRA

4 athletes (1M, 3W)

60	Augustine Nketia	6.73 – 3h6 (27 <sup>th</sup> )
800	Toni Hodgkinson	2:00.36 – 5 <sup>th</sup>
PV	Cassandra Kelly	3.70m – (22 <sup>nd</sup> )
LJ	Chantal Brunner	6.34m – (18 <sup>th</sup> )

## World Championships 1997 – Athens, GRE

18 athletes (12M, 6W)

100	Augustine Nketia	10.41 – 5h12 (49 <sup>th</sup> )
100	Chris Donaldson	10.40 – 8q1 (40 <sup>th</sup> )
200	Chris Donaldson	20.92 - 8s2 (15 <sup>th</sup> )
800	Mark Tonks	1:48.85 – 6h5 (40 <sup>th</sup> )
5000	Jonathan Wyatt	DNF
20kW	Scott Nelson	DNF
50kW	Craig Barrett	3:56.30 - 13 <sup>th</sup>
PV	Paul Gibbons	5.45m – 11qB (22 <sup>nd</sup> )
DT	Ian Winchester	59.70m - 12qA (23 <sup>rd</sup> )
JT	Gavin Lovegrove	75.62m – 10qB (21 <sup>st</sup> )
Dec	Douglas Pirini	DNF
400R	Augustine Nketia	39.66 – 7h2 (25 <sup>th</sup> )
	Chris Donaldson	
	Paul Gibbons	
	Donald McDonald	
800	Toni Hodgkinson	2:00.40 – 6 <sup>th</sup>
5000	Anne Hare	DNF
10000	Nyla Carroll	DNF
LJ	Chantal Brunner	6.26m – 14qB (28 <sup>th</sup> )
DT	Beatrice Faumuina	66.82m – 
Hep	Joanne Henry	6011 points – 15 <sup>th</sup>

1 medal

2 top 8

4 top 16

IAAF Placings Table: 11 points – 34<sup>th</sup>

## XVI Commonwealth Games 1998 – Kuala Lumpur, MAS

28 athletes (16M, 12W)

100	Chris Donaldson	10.19 – 7 <sup>th</sup>
200	Chris Donadson	20.62 – 7 <sup>th</sup>
200	Matthew Coad	21.12 – 5q2 (19 <sup>th</sup> )
800	Shaun Farrell	1:49.21 – 7s1 (15 <sup>th</sup> )
1500	Hamish Christensen	3:43.93 – 6 <sup>th</sup>
5000	Alan Bunce	14:02.98 – 8 <sup>th</sup>
Mar	Phil Costley	2:29:39 – 18 <sup>th</sup>
400h	Zion Armstrong	50.77 - 5h1 (14 <sup>th</sup> )
LJ	Aaron Langdon	7.50m – 5qB (13 <sup>th</sup> )
SP	Ian Winchester	18.35m – 8 <sup>th</sup>
DT	Ian Winchester	60.06m – 5 <sup>th</sup>
HT	Phillip Jensen	69.63m – 6 <sup>th</sup>
JT	Diggory Brooke	75.55m – 6 <sup>th</sup>
Dec	Simon Poelman	7425 – 11 <sup>th</sup>
50kW	Tony Sargisson	4:45:04 – 10 <sup>th</sup>
50kW	Craig Barrett	DNF
800	Toni Hodgkinson	2:04.00 – 5s2 (11 <sup>th</sup> )
1500	Toni Hodgkinson	4:10.99 – 8 <sup>th</sup>
Mar	Lee-Ann McPhillips	2:49:36 – 5 <sup>th</sup>
100h	Rowena Morton	13.67 – 5h1 (10 <sup>th</sup> )
PV	Jenni Dryburgh	3.90m – 6 <sup>th</sup>
PV	Melina Hamilton	3.90m – 7 <sup>th</sup>

PV	Cassandra Kelly	3.90m – 7 <sup>th</sup>
LJ	Chantal Brunner	6.35m – 6 <sup>th</sup>
LJ	Frith Maunder	6.20m – 7 <sup>th</sup>
SP	Beatrice Faumuina	16.41m – 4 <sup>th</sup>
SP	Tania Lutton	16.03m – 5 <sup>th</sup>
DT	Beatrice Faumuina	65.92m – 
HT	Tasha Williams	56.21m – 10 <sup>th</sup>
Hep	Joanne Henry	6096 – 

**2 medal      19 top 8**

## World Indoor Championships 1999 – Maebashi, JPN

### 3 athletes (3M, 0W)

60	Chris Donaldson	6.73 – 6h2 (26 <sup>th</sup> )
200	Chris Donaldson	21.02 – 3s3 (9 <sup>th</sup> )
800	Shaun Farrell	1:52.48 – 4h3 (24 <sup>th</sup> )
1500	Hamish Christensen	3:42.80 - 6h1 (11 <sup>th</sup> )

## World Championships 1999 – Seville, ESP

### 7 athletes (4M, 3W)

100	Chris Donaldson	10.47 – 3h5 (43 <sup>rd</sup> )
200	Chris Donaldson	20.96 – 8q3 (29 <sup>th</sup> )
1500	Hamish Christensen	3:41.11 – 9h3 (26 <sup>th</sup> )
50kW	Craig Barrett	3:54:38 – 8 <sup>th</sup>
DT	Ian Winchester	58.74m – 12qB (24 <sup>th</sup> )
800	Toni Hodgkinson	2:02.18 – 6h1 (25 <sup>th</sup> )
LJ	Chantal Brunner	6.40m – 13qB (22 <sup>nd</sup> )
DT	Beatrice Faumuina	64.62m – 5 <sup>th</sup>

**0 medals      2 top 8      2 top 16**

IAAF Placings Table: 6 points – 43rd

## XXVII Olympic Games 2000 – Sydney, AUS

### 8 athletes (4M, 4W)

10000	Michael Aish	29:31.83 – 17h1 (34 <sup>th</sup> )
HJ	Glenn Howard	2.15m – 15qB (28 <sup>th</sup> )
DT	Ian Winchester	58.64m – 15qA (31 <sup>st</sup> )
50kW	Craig Barrett	3:55:53 – 18 <sup>th</sup>
800	Toni Hodgkinson	1:59.84 – 6s2 (12 <sup>th</sup> )
1500	Toni Hodgkinson	4:12.59 – 9h2 (28 <sup>th</sup> )
LJ	Chantal Brunner	6.42m – 12qA (21 <sup>st</sup> )
DT	Beatrice Faumuina	58.69m – 12 <sup>th</sup>
HT	Tasha Williams	61.18m – 9qA (17 <sup>th</sup> )

**0 medal      0 top 8      2 top 16**

IAAF Placings Table: 0 points

## World Indoor Championships 2001 – Lisbon, POR

1 athletes (1M, 0W)

800 Mark Rogers 1:49.25 – 4h1 (14<sup>th</sup>)

## World Championships 2001 – Edmonton, CAN

6 athletes (2M, 4W)

10,000 John Henwood 29:01.62 – 25<sup>th</sup>  
50kW Craig Barrett DNF

400m Jane Arnott 52.57 – 6h5 (29<sup>th</sup>)  
LJ Chantal Brunner 6.39m - 7qB (17<sup>th</sup>)  
PV Jenni Dryburgh 4.25m - 9qA (16<sup>th</sup>)  
HT Tasha Williams 63.83m – 9qB (15<sup>th</sup>)

0 medals 0 top 8 2 top 16

IAAF Placings Table: 0 points

## XVII Commonwealth Games 2002 – Manchester, ENG

16 athletes (9M, 7W)

100 Dallas Roberts 10.69 - 6q4 (24<sup>th</sup>)  
200 Dallas Roberts 21.17 – 8s2 (16<sup>th</sup>)  
5000 Michael Aish 13:45.87 -12<sup>th</sup>  
10000 Michael Aish 28:35.27 – 8<sup>th</sup>  
10000 John Henwood 28:51.33 – 10<sup>th</sup>  
Mar Jonathon Wyatt 2:14:20 – 6<sup>th</sup>  
Mar Phil Costley 2:28:16 – 17<sup>th</sup>  
Mar Craig Kirkwood DNF  
HT Phil Jensen 69.48m – S  
50kW Craig Barrett 3:56:42 – S  
50kW Tony Sargisson 4:13:19 – 5<sup>th</sup>

400 Jane Arnott 53.49 - 8s2 (16<sup>th</sup>)  
PV Melina Hamilton 3.90m – 9<sup>th</sup>  
LJ Chantal Brunner 6.39m – 5<sup>th</sup>  
SP Valerie Adams 17.45m – S  
DT Beatrice Faumuina 60.83m – G  
HT Tasha Williams 60.43m – 6<sup>th</sup>  
20kW Gabrielle Gorst 1:44:48 – 6<sup>th</sup>

4 medals 10 top 8

## World Indoor Championships 2003 – Birmingham, GBR

1 athletes (1M, 0W)

3000 Michael Aish 8:03.17 - 9h1 (16<sup>th</sup>)

## World Championships 2003 – Paris, FRA

9 athletes (4M, 5W)

200 James Dolphin 21.08 – 8q2 (32<sup>nd</sup>)

1500	Adrian Blincoe	3:41.53 – 8s2 (16 <sup>th</sup> )
10000	Michael Aish	DNF
50kW	Craig Barrett	DQ

400h	Rebecca Wardell	56.51 – 5h1 (20 <sup>th</sup> )
PV	Melina Hamilton	4.00m – 10qA (23 <sup>rd</sup> )
SP	Valerie Adams	18.65m – 5 <sup>th</sup>
DT	Beatrice Faumuina	56.86 – 13 <sup>th</sup>
20kW	Gabrielle Gorst	1:38:51 – 26 <sup>th</sup>

**0 medal      1 top 8      3 in top 16**

IAAF Placings Table: 4 points – 52<sup>nd</sup>

## World Indoor Championships 2004 – Budapest, HUN

### 2 athletes (0M, 2W)

PV	Melina Hamilton	4.20m -16 <sup>th</sup>
SP	Valerie Adams	18.22m – 4qB (10 <sup>th</sup> )

## XXVIII Olympic Games 2004 – Athens, GRE

### 13 athletes (8M, 5W)

800	Jason Stewart	1:46.24 – 5h3 (26 <sup>th</sup> )
1500	Nick Willis	3:41.46 – 6s2 (15 <sup>th</sup> )
5000	Michael Aish	13:50.00 – 17 <sup>th</sup>
10000	John Henwood	DNF
Mar	Jonathon Wyatt	2:17:45 – 21 <sup>st</sup>
Mar	Dale Warrender	2:19:43 - 33 <sup>rd</sup>
JT	Stuart Farquhar	74.63m - 13qB (25 <sup>th</sup> )
50kW	Craig Barrett	4:06:48 – 29 <sup>th</sup>
5000	Kim Smith	15:31.80 - 11h1 (20 <sup>th</sup> )
Mar	Liza Hunter-Galvan	2:50:23 – 51 <sup>st</sup>
PV	Melina Hamilton	4.15m – 12qA (28 <sup>th</sup> )
SP	Valerie Adams	18.56m – 7 <sup>th</sup>
DT	Beatrice Faumuina	63.45m – 6 <sup>th</sup>

**0 medal      2 top 8      2 top 16**

IAAF Placings Table: 5 points – 45<sup>th</sup>

## World Championships 2005 – Helsinki, FIN

### 14 athletes (6M, 8W)

800	Jason Stewart	1:50.35 – 4h3 (41 <sup>st</sup> )
1500	Nick Willis	3:40.87 – 6s1 (17 <sup>th</sup> )
1500	Adrian Blincoe	3:38.20 – 9s2 (14 <sup>th</sup> )
Mar	Scott Winton	2:19:41 – 28 <sup>th</sup>
Mar	Jonathon Wyatt	2:23:19 – 43 <sup>rd</sup>
50kW	Craig Barrett	DQ
10000	Kim Smith	31:24.29 - 15 <sup>th</sup>
Mar	Shireen Crumpton	2:37:03 – 33 <sup>rd</sup>
Mar	Liza Hunter-Galvan	2:39:47 – 39 <sup>th</sup>
Mar	Rebecca Moore	2:50:36 -45 <sup>th</sup>

Mar	Kay Ulrich	DNF
PV	Melina Hamilton	4.15m – 12qA (20 <sup>th</sup> )
SP	Valerie Adams	19.62m – 
DT	Beatrice Faumuina	62.73m - 4 <sup>th</sup>

**1 medal      2 top 8      4 top 16**

IAAF Placings Table: 12 points – 33<sup>rd</sup>

## **XVIII Commonwealth Games 2006 – Melbourne, AUS**


**23 athletes (11M, 12W)**

200	James Dolphin	20.72 – 8 <sup>th</sup>
800	Jason Stewart	1:47.72 – 5 <sup>th</sup>
1500	Nick Willis	3:38.49 – 
1500	Paul Hamblyn	3:39.38 – 4 <sup>th</sup>
1500	Adrian Blincoe	3:44.88 – 10 <sup>th</sup>
10000	Michael Aish	29:05.55 – 7 <sup>th</sup>
JT	Stuart Farquhar	77.40m – 7 <sup>th</sup>
Dec	Brent Newdick	7566 – 4 <sup>th</sup>
50kW	Tony Sargisson	3:58:05 – 
50kW	Craig Barrett	4:02:27- 4 <sup>th</sup>
4x100R	Chris Donaldson	DNF
	James Dolphin	
	James Mortimer	
	Matthew Brown	
400	Jane Arnott	52.53 – 4s1
Mar	Rebecca Moore	3:03:35 – 18 <sup>th</sup>
Mar	Liza Hunter-Galvan	DNF
3000S	Kate McIlroy	9:35.70 -5 <sup>th</sup>
3000S	Rebecca Forlong	10:36.08 – 14 <sup>th</sup>
HJ	Angela McKee	1.83m – 
PV	Melina Hamilton	4.15m – 8 <sup>th</sup>
LJ	Chantal Brunner	6.56m – 4 <sup>th</sup>
SP	Valerie Adams	19.66m - 
DT	Beatrice Faumuina	59.12m – 4 <sup>th</sup>
Hep	Rebecca Wardell	5845 – 7 <sup>th</sup>
Hep	Sarah Cowley	4734 - 10 <sup>th</sup>

**4 medals      16 top 8**

## **World Championships 2007 – Osaka, JPN**

**10 athletes (6M, 4W)**


200	James Dolphin	20.80 – 8q1 (23 <sup>rd</sup> )
1500	Nick Willis	3:36.13 – 10 <sup>th</sup>
1500	Gareth Hyett	3:45.70 – 11h3 (34 <sup>th</sup> )
10000	Michael Aish	30:34.16 – 18 <sup>th</sup>
JT	Stuart Farquhar	78.08m – 19 <sup>th</sup>
50kW	Tony Sargisson	DNF
10000	Kim Smith	32:06.89 – 5 <sup>th</sup>
Mar	Nina Rillstone	2:33:58 – 13 <sup>th</sup>
SP	Valerie Adams	20.54m – 
DT	Beatrice Faumuina	55.75m – 24 <sup>th</sup>

**1 medal      2 top 8      4 top 16**

IAAF Placings Table: 12 points – 31<sup>st</sup>

## World Indoor Championships 2008 – Valencia, ESP

**3 athletes (1M, 2W)**

1500	Nick Willis	DQ
3000	Kimberley Smith	8:48.48 – 6 <sup>th</sup>
SP	Valerie Adams	20.19m – 

## XXIX Olympic Games 2008 – Beijing, CHN

**10 athletes (4M, 6W)**


200	James Dolphin	20.98 - 6h8 (39 <sup>th</sup> )
1500	Nick Willis	3:34.16 – 
5000	Adrian Blincoe	13:55.27 – 7h2 (27 <sup>th</sup> )
JT	Stuart Farquhar	76.14m – 20 <sup>th</sup>
10000	Kim Smith	30:51.00 – 9 <sup>th</sup>
Mar	Nina Rillstone	2:31:16 – 16 <sup>th</sup>
Mar	Liza Hunter-Galvan	2:34:51 – 35 <sup>th</sup>
SP	Valerie Adams	20.56m – 
DT	Beatrice Faumuina	57.15m – 28 <sup>th</sup>
Hep	Rebecca Wardell	5989 – 22 <sup>nd</sup>

**2 medal      2 top 8      4 top 16**

IAAF Placings Table: 12 points – 28<sup>th</sup>

## World Championships 2009 – Berlin, GER

**11 athletes (3M, 8W)**

Mar	Michael Aish	DNF
JT	Stuart Farquhar	78.53 – 14 <sup>th</sup>
Dec	Brent Newdick	7915pts – 23 <sup>rd</sup>
200	Monique Dell	22.90 – 3s3 (12 <sup>th</sup> )
800	Nikki Hamblin	2:31.94 - 6h6 (40 <sup>th</sup> )
1500	Nikki Hamblin	4:10.96 - 5s2 (16 <sup>th</sup> )
10000	Kim Smith	31:21.42 – 8 <sup>th</sup>
Mar	Mary Davies	2:38:48 – 34 <sup>th</sup>
Mar	Fiona Docherty	2:40:18 – 40 <sup>th</sup>
Mar	Shireen Crumpton	2:41:31 – 43 <sup>rd</sup>
100h	Andrea Miller	13.83 – 5h1 (34 <sup>th</sup> )
SP	Valerie Adams	20.44 – 

**1 medal      2 top 8      5 top 16**

IAAF Placings Table: 9 points – 30<sup>th</sup>







## World Indoor Championships 2010 – Doha, QTR

2 athletes (1M, 1W)

1500	Adrian Blincoe	3:40.50 – 5h3 (12 <sup>th</sup> )
SP	Valerie Adams	20.49m – 

## XIX Commonwealth Games 2010 – Delhi, IND


11 athletes (4M, 7W)

1500	Nick Willis	3:42.38 – 
1500	Adrian Blincoe	3:44.47 – 10 <sup>th</sup>
5000	Adrian Blincoe	14:03.07 – 11 <sup>th</sup>
JT	Stuart Farquhar	78.15m – 
Dec	Brent Newdick	7899 – 
200	Monique Dell	23.71 – 6 <sup>th</sup>
800	Nikki Hamblin	2:00.05 – 
1500	Nikki Hamblin	4:05.97 – 
100h	Andrea Miller	13.25 – 
HJ	Liz Lamb	1.78m – 6 <sup>th</sup>
SP	Valerie Adams	20.47m – 
DT	Beatrice Faumuina	57.79m – 5 <sup>th</sup>
Hep	Rebecca Wardell	DNF

7 medals      10 top 8

## World Championships 2011 – Daegu, KOR

7 athletes (5M, 2W)

1500	Nick Willis	3:38.69 – 12 <sup>th</sup>
5000	Jake Robertson	14:03:09 – 15 <sup>th</sup>
JT	Stuart Farquhar	78.99m – 11 <sup>th</sup>
Dec	Brent Newdick	7761pts – 19 <sup>th</sup>
50kW	Quentin Rew	4:08:46 – 24 <sup>th</sup>
800	Nikki Hamblin	2:02.97 – 5h5 (24 <sup>th</sup> )
1500	Nikki Hamblin	4:36.70 – 10h1 (31 <sup>st</sup> )
SP	Valerie Adams	21.24 – 

1 medal      1 top 8      4 top 16

IAAF Placings Table: 8 points – 34<sup>th</sup>

## World Indoor Championships 2012 – Istanbul, TUR

1 athletes (0M, 1W)

SP	Valerie Adams	20.54m – 
----	---------------	--

## XXX Olympic Games 2012 – London, GBR

8 athletes (4M, 4W)

1500	Nick Willis	3:36.94 – 9 <sup>th</sup>
------	-------------	---------------------------




JT	Stuart Farquhar	80.22m – 9 <sup>th</sup>
Dec	Brent Newdick	7988 – 12 <sup>th</sup>
50kW	Quentin Rew	3:55:03 – 27 <sup>th</sup>
1500	Lucy Van Dalen	4:06.97 – 10s1 (22 <sup>nd</sup> )
Mar	Kim Smith	2:26:59 – 15 <sup>th</sup>
SP	Valerie Adams	20.70m – 
Hep	Sarah Cowley	5873 – 25 <sup>th</sup>

**1 medal      1 top 8      5 top 16**

IAAF Placings Table: 8 points – 34<sup>th</sup>

## World Championships 2013 – Moscow, RUS

### 9 athletes (6M, 3W)


1500	Nick Willis	3:43.80 – 7s1 (18 <sup>th</sup> )
5000	Zane Robertson	13:46.55 – 14 <sup>th</sup>
5000	Jake Robertson	14:09.50 – 14h2 (27 <sup>th</sup> )
10000	Jake Robertson	DNF
JT	Stuart Farquhar	79.24m – 9 <sup>th</sup>
Dec	Brent Newdick	7744pts – 23 <sup>rd</sup>
50kW	Quentin Rew	3:50.27 – 17 <sup>th</sup>
800	Angela Smit	2:00.60 – 4h2 (17 <sup>th</sup> )
Mar	Mary Davies	2:51:24 – 37 <sup>th</sup>
SP	Valerie Adams	20.88m – 

**1 medal      1 top 8      3 top 16**

IAAF Placings Table: 8 points – 35<sup>th</sup>

## World Indoor Championships 2014 – Sopot, POL

### 5 athletes (3M, 2W)

1500	Nick Willis	DQ
3000	Zane Robertson	8:01.81 – 12 <sup>th</sup>
SP	Thomas Walsh	21.26m – 
3000	Lucy Van Dalen	9:10.20 – 8h1 (14 <sup>th</sup> )
SP	Valerie Adams	20.67m – 

## XX Commonwealth Games 2014 – Glasgow, SCO

### 18 athletes (10M, 8W)

1500	Nick Willis	3:39.60 - 
1500	Julian Matthews	3:41.84 - 9 <sup>th</sup>
1500	Zane Robertson	3:43.02 – 7h1
5000	Zane Robertson	13:16.52 – 
5000	Jake Robertson	13:29.69 – 9 <sup>th</sup>
5000	Nick Willis	13:34.46 – 10 <sup>th</sup>
10000	Jake Robertson	28:03.70 – 7 <sup>th</sup>
SP	Tom Walsh	21.19m – 
SP	Jacko Gill	18.05m – 11 <sup>th</sup>
JT	Stuart Farquhar	78.14m – 5 <sup>th</sup>
Dec	Brent Newdick	DNF

Dec	Scott McLaren	DNF
800	Angela Smit	2:01.94 – 5 <sup>th</sup>
800	Nikki Hamblin	2:02.43 – 7 <sup>th</sup>
1500	Nikki Hamblin	4:10.77 – 5 <sup>th</sup>
1500	Lucy Van Dalen	4:14.86 – 7h2
5000	Lucy Van Dalen	15:58.43 – 13 <sup>th</sup>
HJ	Sarah Cowley	1.86m – 9 <sup>th</sup>
SP	Valerie Adams	19.88m – 
DT	Siositina Hakeai	58.67m – 4 <sup>th</sup>
HT	Julia Ratcliffe	69.96m – 
1600R	Portia Bing	3:34.62 – 6h2
	Brooke Cull	
	Zoe Ballantyne	
	Louise Jones	

**5 medals      11 top 8**

## World Championships 2015 – Beijing, CHN

**14 athletes (7M, 7W)**

1500	Julian Matthews	3:40.45 – 11s2 (16 <sup>th</sup> )
1500	Nick Willis	3:35.46 – 6 <sup>th</sup>
400h	Michael Cochrane	49.58 – 7h1 (28 <sup>th</sup> )
20kW	Quentin Rew	1:22:18 – 17 <sup>th</sup>
50kW	Quentin Rew	3:48:48 – 10 <sup>th</sup>
SP	Jacko Gill	20.11m - 8 <sup>th</sup>
SP	Thomas Walsh	21.58m - 4 <sup>th</sup>
JT	Stuart Farquhar	78.30m -10GpA (23 <sup>rd</sup> )
800	Angela Petty	1:59.53 – 4s2 (16 <sup>th</sup> )
1500	Nikki Hamblin	4:16.65 – 9h2 (31 <sup>st</sup> )
3000S	Rosa Flanagan	10:00.71 – 12h1 (37 <sup>th</sup> )
DT	Te Rina Keenan	59.20m – 9GpA (18 <sup>th</sup> )
20kW	Alana Barber	1:33:20 – 18 <sup>th</sup>
DT	Siositina Hakeai	54.89m – 15GpB (30 <sup>th</sup> )
Hep	Portia Bing	6057pts – 16 <sup>th</sup>

**0 medal      3 top 8      7 top 16**

IAAF Placings Table: 9 points – 37<sup>th</sup>

## World Indoor Championships 2016 – Eugene, USA

**5 athletes (3M, 2W)**

1500	Nick Willis	3:44.37 - 
SP	Thomas Walsh	21.78m - 
SP	Jacko Gill	19.93m - 9 <sup>th</sup>
PV	Eliza McCartney	4.70m - 5 <sup>th</sup>
SP	Valerie Adams	19.25m – 

## XXXI Olympic Games 2016 – Rio de Janeiro, BRA

14 athletes (8M, 6W)

1500	Nick Willis	3:50.24 – 
1500	Julian Matthews	3:40.40 – 9h1 (19 <sup>th</sup> )
1500	Hamish Carson	3:48.18 – 8h2 (32 <sup>nd</sup> )
10000	Zane Robertson	27:33.67 – 12 <sup>th</sup>
SP	Tom Walsh	21.36m – 
SP	Jacko Gill	20.50m - 9 <sup>th</sup>
JT	Stuart Farquhar	77.32m – 29 <sup>th</sup>
20kW	Quentin Rew	DQ
50kW	Quentin Rew	3:49:32 – 12 <sup>th</sup>
800	Angela Petty	2:02.40 – 4h1 (45 <sup>th</sup> )
1500	Nikki Hamblin	4:11.88 – 13h2 (30 <sup>th</sup> )
5000	Nikki Hamblin	16:14.24 - 17 <sup>th</sup>
5000	Lucy Oliver	15:53.77 – 14h1 (27 <sup>th</sup> )
PV	Eliza McCartney	4.80m - 
SP	Valerie Adams	20.42m – 
20kW	Alana Barber	1:35:55 – 35 <sup>th</sup>

4 medals


4 top 8

7 top 16

IAAF Placings Table: 25 points – 13<sup>th</sup>

## World Championships 2017– London, GBR

12 athletes (8M, 4W)

100	Joseph Millar	10.31 – 5h4 (33 <sup>rd</sup> )
200	Joseph Millar	20.97 – 6h6 (39 <sup>th</sup> )
1500	Nick Willis	3:36.82 – 8 <sup>th</sup>
10000	Zane Robertson	27:48.59 – 16 <sup>th</sup>
50kW	Quentin Rew	3:46:29 – 12 <sup>th</sup>
SP	Tomas Walsh	22.03m - 
SP	Jacko Gill	20.82m – 9 <sup>th</sup>
DT	Marshall Hall	56.64m – 15q1 (30 <sup>th</sup> )
JT	Ben Langton Burnell	76.46m - 12q2 (24 <sup>th</sup> )
800	Angela Petty	2:01.76 – 4h3 (25 <sup>th</sup> )
5000	Camille Buscomb	15:40.41 – 16h1 (30 <sup>th</sup> )
10000	Camille Buscomb	33:07.53 – 30 <sup>th</sup>
PV	Eliza McCartney	4.55m – 9 <sup>th</sup>
HT	Julia Ratcliffe	64.72m – 14q1 (26 <sup>th</sup> )

1 medal

2 top 8

6 top16

IAAF Placings Table: 9 points – 38<sup>th</sup>

## World Indoor Championships 2018 – Birmingham, GBR

4 athletes (3M, 1W)

3000	Hamish Carson	8:14.40 – 10h1(15 <sup>th</sup> )
3000	Julian Oakley	8:18.60 – 9 <sup>th</sup>
SP	Thomas Walsh	22.31m – 
PV	Eliza McCartney	4.75m – 4 <sup>th</sup>

## XXi Commonwealth Games 2018 – Gold Coast, AUS


16 athletes (8M, 8W)

200	Joseph Millar	21.01 – 6s3 (16 <sup>th</sup> )
800	Brad Matthas	1:46.07 – 5 <sup>th</sup>
10000	Jake Robertson	27:30.90 – 5 <sup>th</sup>
400mh	Cameron French	50.60 – 6h2 (14 <sup>th</sup> )
20km RW	Quentin Rew	1:21:47 – 5 <sup>th</sup>
PV	Nick Southgate	NH – 9 <sup>th</sup>
SP	Thomas Walsh	21.41m – 
JT	Ben Langton Burnell	73.77m – 12 <sup>th</sup>

800	Angela Petty	2:00.62 – 5h1 (9 <sup>th</sup> )
5000	Camille Buscomb	15:55.45 – 12 <sup>th</sup>
10000	Camille Buscomb	32:23.91 – 14 <sup>th</sup>
20km RW	Alana Barber	1:34:18 – 
PV	Eliza McCartney	4.70m – 
PV	Olivia McTaggart	4.30m – 9 <sup>th</sup>
SP	Valerie Adams	18.70m – 
DT	Siositina Hakeai	57.16m – 4 <sup>th</sup>
HT	Julia Ratcliffe	69.94m – 

## World Championships 2019 – Doha, QAT

13 athletes (7M, 6W)

100	Edward Osei-Nketia	10.24 – 5h2 (26 <sup>th</sup> )
Mar	Malcolm Hicks	2:17:45 – 27 <sup>th</sup>
Mar	Caden Shields	2:18:08 – 30 <sup>th</sup>
50kmRW	Quentin Rew	4:15:54 – 11 <sup>th</sup>
HJ	Hamish Kerr	2.22m – 11qB (23 <sup>rd</sup> )
SP	Thomas Walsh	22.90m – 
SP	Jacko Gill	21.45m – 7 <sup>th</sup>

100	Zoe Hobbs	11.58 – 6h5 (39 <sup>th</sup> )
200	Zoe Hobbs	23.94 – 6h1 (42 <sup>nd</sup> )
5000m	Camille Buscomb	14:58.59 – 12 <sup>th</sup>
10000m	Camille Buscomb	31:13.21 – 12 <sup>th</sup>
400h	Portia Bing	DQ
SP	Madison-Lee Wesche	17.22m – 13qB (25 <sup>th</sup> )
HT	Julia Ratcliffe	70.45m – 7qA (14 <sup>th</sup> )
20kmRW	Alana Barber	1:40:59 – 27 <sup>th</sup>

1 medal

2 top 8

5 top16

IAAF Placings Table: 8 points – 42<sup>nd</sup>

## XXXII Olympic Games 2020 – Tokyo, JPN (held in 2021)

13 athletes (8M, 5W)

1500	Nick Willis	3:35.41 – 9s1 (19 <sup>th</sup> )
1500	Sam Tanner	3:43.22 – 9h2 (35 <sup>th</sup> )
HJ	Hamish Kerr	2.30m – 10 <sup>th</sup>
SP	Tom Walsh	22.47m – 
SP	Jacko Gill	20.71m – 9 <sup>th</sup>
Mar	Zane Robertson	2:17:04 – 36 <sup>th</sup>
Mar	Malcolm Hicks	2:23.12 – 64 <sup>th</sup>
50kW	Quentin Rew	3:57:33 – 16 <sup>th</sup>
5000	Camille Buscomb	15:24.39 – 14h1 (29 <sup>th</sup> )
10000	Camille Buscomb	32:10.49 – 19 <sup>th</sup>
SP	Valerie Adams	19.62m – 
SP	Madison-Lee Wesche	18.98m – 6 <sup>th</sup>
HT	Julia Ratcliffe	72.69m – 9 <sup>th</sup>
HT	Lauren Bruce	67.71m – 12qA (23 <sup>rd</sup> )

**2 medals**

**3 top 8**

**7 top 16**



WA Placings Table: 15 points – 28<sup>th</sup>

## Out of Stadia Competitions

### 52<sup>nd</sup> International Cross Country Championships 1965 – Ostend, BEL

SM	Jeff Julian	6 <sup>th</sup>
SM	Peter Welsh	16 <sup>th</sup>
SM	Pat Sidon	18 <sup>th</sup>
SM	Norris Wyatt	20 <sup>th</sup>
SM	Bryan Rose	24 <sup>th</sup>
SM	Geoff Pyne	26 <sup>th</sup>
SM	Grant Wheeler	31 <sup>st</sup>
SM	Barry Everett	40 <sup>th</sup>
SM	Alan Parkinson	75 <sup>th</sup>
SM	Team	

### 54<sup>th</sup> International Cross Country Championships 1967 – Barry, WAL


SM	Bryan Rose	
SM	Peter Welsh	12 <sup>th</sup>
SM	Eddie Gray	17 <sup>th</sup>
SM	Mike Ryan	19 <sup>th</sup>
SM	Jeff Julian	21 <sup>st</sup>
SM	Norris Wyatt	24 <sup>th</sup>
SM	Barry Everett	25 <sup>th</sup>
SM	Grant Wheeler	31 <sup>st</sup>
SM	Rex Maddaford	37 <sup>th</sup>
SM	Lloyd Walker	Reserve
SM	Team	

### 56<sup>th</sup> International Cross Country Championships 1969 – Glasgow, SCO

SM	Rex Maddaford	7 <sup>th</sup>
SM	Euan Robertson	13 <sup>th</sup>
SM	Gavin Thorley	22 <sup>nd</sup>
SM	Barry Everett	37 <sup>th</sup>
SM	Bryan Rose	39 <sup>th</sup>
SM	John Robinson	42 <sup>nd</sup>
SM	Eddie Gray	57 <sup>th</sup>
SM	Dave Sirl	67 <sup>th</sup>
SM	John Campbell	69 <sup>th</sup>
SM	Team	4 <sup>th</sup>
SW	Val Robinson	
SW	Millie Sampson	7 <sup>th</sup>
SW	Carol Russell	12 <sup>th</sup>
SW	Kathy McHugh	13 <sup>th</sup>
SW	Jennifer Horton	33 <sup>rd</sup>
SW	Diane Dixey	38 <sup>th</sup>
SW	Team	

## 58<sup>th</sup> International Cross Country Championships 1971 – San Sebastian, ESP

SM	Eddie Gray	
SM	Rod Dixon	10 <sup>th</sup>
SM	Bryan Rose	26 <sup>th</sup>
SM	Rex Maddaford	37 <sup>th</sup>
SM	John Sheddan	57 <sup>th</sup>
SM	Martin Simmons	59 <sup>th</sup>
SM	Geoff Pyne	71 <sup>st</sup>
SM	Gavin Thornley	DNF
SM	Team	4 <sup>th</sup>


SW	Val Robinson	7 <sup>th</sup>
SW	Bev Shingles	8 <sup>th</sup>
SW	Irene Miller	9 <sup>th</sup>
SW	Heather Thomson	18 <sup>th</sup>
SW	Millie Sampson	29 <sup>th</sup>
SW	Anne Smith	45 <sup>th</sup>
SW	Team	

## 1<sup>st</sup> World Cross Country Championships 1973 – Waregem, BEL

SM	Rod Dixon	
SM	Dick Tayler	12 <sup>th</sup>
SM	Bryan Rose	14 <sup>th</sup>
SM	Euan Robertson	15 <sup>th</sup>
SM	Eddy Gray	38 <sup>th</sup>
SM	Nathan Healey	54 <sup>th</sup>
SM	John Sheddan	59 <sup>th</sup>
SM	Howard Healey	130 <sup>th</sup>
SM	Team	

SW	Anne Audain	9 <sup>th</sup>
SW	Valerie Robinson	24 <sup>th</sup>
SW	Heather Thomson	28 <sup>th</sup>
SW	Liduina Melchers	42 <sup>nd</sup>
SW	Millie Sampson	44 <sup>th</sup>
SW	Gail Finlay	63 <sup>rd</sup>
SW	Team	6 <sup>th</sup>

## 3<sup>rd</sup> World Cross Country Championships 1975 – Rabat, MAR

SM	John Walker	4 <sup>th</sup>
SM	Euan Robertson	5 <sup>th</sup>
SM	Dave Sirl	25 <sup>th</sup>
SM	John Dixon	26 <sup>th</sup>
SM	John Sheddan	33 <sup>rd</sup>
SM	Bryan Rose	34 <sup>th</sup>
SM	Jack Foster	36 <sup>th</sup>
SM	Kevin Ryan	72 <sup>nd</sup>
SM	Dick Quax	113 <sup>th</sup>
SM	Team	

SW	Lorraine Moller	5 <sup>th</sup>
SW	Heather Thomson	6 <sup>th</sup>
SW	Anne Garrett	10 <sup>th</sup>

SW	Allison Deed	29 <sup>th</sup>
SW	Dianne Zorn	51 <sup>st</sup>
SW	Team	

## 5<sup>th</sup> World Cross Country Championships 1977 – Dusseldorf, GER

SM	Euan Robertson	6 <sup>th</sup>
SM	Jack Foster	33 <sup>rd</sup>
SM	Howard Healey	39 <sup>th</sup>
SM	John Dixon	46 <sup>th</sup>
SM	Dave Sirl	54 <sup>th</sup>
SM	Paul Ballinger	65 <sup>th</sup>
SM	Bruce Jones	97 <sup>th</sup>
SM	Roger Robinson	132 <sup>nd</sup>
SM	Barry Jones	148 <sup>th</sup>
SM	Team	5 <sup>th</sup>
SW	Anne Garrett	9 <sup>th</sup>
SW	Heather Thomson	13 <sup>th</sup>
SW	Barbara Moore	24 <sup>th</sup>
SW	Irene Miller	30 <sup>th</sup>
SW	Allison Deed	79 <sup>th</sup>
SW	Shirley Somervell	88 <sup>th</sup>
SW	Team	

## 7<sup>th</sup> World Cross Country Championships 1979 – Limerick, IRL

SM	Euan Robertson	17 <sup>th</sup>
SM	Kevin Ryan	55 <sup>th</sup>
SM	Howard Healey	58 <sup>th</sup>
SM	John Dixon	87 <sup>th</sup>
SM	Alan Thurlow	111 <sup>th</sup>
SM	Bruce Jones	133 <sup>rd</sup>
SM	Martin Couldwell	143 <sup>rd</sup>
SM	Daniel O'Connell	150 <sup>th</sup>
SM	Jack Foster	155 <sup>th</sup>
SM	Team	13 <sup>th</sup>
SW	Anne Audain	14 <sup>th</sup>
SW	Heather Thomson	20 <sup>th</sup>
SW	Mary O'Connor	34 <sup>th</sup>
SW	Lorraine Moller	39 <sup>th</sup>
SW	Barbara Moore	56 <sup>th</sup>
SW	Ann-Marie Keown	64 <sup>th</sup>
SW	Team	5 <sup>th</sup>

## World Race Walking Cup 1979 – Eschborn, GER


20k	Graeme Seatter	1:33:03 – 41 <sup>st</sup>
20k	Neil Blaney	DNF
20k	Allan Callow	DNF
50k	Mike Parker	4:08:56 – 29 <sup>th</sup>
50k	Allan Callow	DNF
50k	Ross Pilkington	DNF
50k	Graeme Seatter	DNF



## 9<sup>th</sup> World Cross Country Championships 1981 – Madrid, ESP

SM	Rod Dixon	11 <sup>th</sup>
SM	Paul Ballinger	41 <sup>st</sup>
SM	Euan Robertson	58 <sup>th</sup>
SM	Tom Birnie	116 <sup>th</sup>
SM	Gary Palmer	125 <sup>th</sup>
SM	Barry Ellis	136 <sup>th</sup>
SM	Alan Thurlow	151 <sup>st</sup>
SM	Don Greig	180 <sup>th</sup>
SM	Peter Renner	DNF
SM	Team	12 <sup>th</sup>
SW	Dianne Rodger	12 <sup>th</sup>
SW	Mary O'Connor	25 <sup>th</sup>
SW	Lorraine Moller	26 <sup>th</sup>
SW	Anne Audain	27 <sup>th</sup>
SW	Gail Rear	35 <sup>th</sup>
SW	Barbara Moore	63 <sup>rd</sup>
SW	Team	4 <sup>th</sup>

## 10<sup>th</sup> World Cross Country Championships 1982 – Rome, ITA

SM	Rod Dixon	
SM	Paul Ballinger	57 <sup>th</sup>
SW	Dianne Rodger	5 <sup>th</sup>
SW	Mary O'Connor	26 <sup>th</sup>

## 11<sup>th</sup> World Cross Country Championships 1983 – Gateshead, GBR

SM	Paul Ballinger	27 <sup>th</sup>
SM	Tom Birnie	47 <sup>th</sup>
SM	Rex Wilson	54 <sup>th</sup>
SM	Derek Froude	126 <sup>th</sup>
SM	Martin Couldwell	128 <sup>th</sup>
SM	Gary Palmer	132 <sup>nd</sup>
SM	Don Greig	143 <sup>rd</sup>
SM	Shane Marshall	144 <sup>th</sup>
SM	Euan Robertson	155 <sup>th</sup>
SM	Team	14 <sup>th</sup>
SW	Christine Hughes	26 <sup>th</sup>
SW	Sue Bruce	27 <sup>th</sup>
SW	Mary O'Connor	31 <sup>st</sup>
SW	Barbara Moore	38 <sup>th</sup>
SW	Debbie Elsmore	44 <sup>th</sup>
SW	Glenys Kroon	72 <sup>nd</sup>
SW	Team	6 <sup>th</sup>

## 12<sup>th</sup> World Cross Country Championships 1984 – New York, USA

SM	Rex Wilson	20 <sup>th</sup>
SM	John Bowden	33 <sup>rd</sup>
SM	Dave Burridge	38 <sup>th</sup>
SM	Shane Marshall	44 <sup>th</sup>

SM	Tom Birnie	70 <sup>th</sup>
SM	Dallas McCullum	71 <sup>st</sup>
SM	Paul Ballinger	103 <sup>rd</sup>
SM	Derek Froude	145 <sup>th</sup>
SM	Team	8 <sup>th</sup>

SW	Dianne Rodger	14 <sup>th</sup>
SW	Mary O'Connor	19 <sup>th</sup>
SW	Christine Hughes	27 <sup>th</sup>
SW	Sue Bruce	31 <sup>st</sup>
SW	Linden Wilde	50 <sup>th</sup>
SW	Sara Harnett	82 <sup>nd</sup>
SW	Team	 B

### 13<sup>th</sup> World Cross Country Championships 1985 – Lisbon, POR

SM	Rex Wilson	54 <sup>th</sup>
SM	John Bowden	72 <sup>nd</sup>
SM	Michael Gilchrist	115 <sup>th</sup>
SM	Derek Froude	116 <sup>th</sup>
SM	Tom Birnie	125 <sup>th</sup>
SM	Ken Moloney	133 <sup>rd</sup>
SM	Bruce Rattray	140 <sup>th</sup>
SM	Gregor Cameron	191 <sup>st</sup>
SM	Team	13 <sup>th</sup>

SW	Sue Bruce	8 <sup>th</sup>
SW	Christine McMiken	25 <sup>th</sup>
SW	Gail Rear	47 <sup>th</sup>
SW	Mary O'Connor	64 <sup>th</sup>
SW	Linden Wilde	81 <sup>st</sup>
SW	Christine Pfitzinger	withdrew
SW	Team	7 <sup>th</sup>

### 14<sup>th</sup> World Cross Country Championships 1986 – Neuchatel, SUI

SM	Dave Burridge	40 <sup>th</sup>
SM	John Bowden	97 <sup>th</sup>
SM	Peter Renner	106 <sup>th</sup>
SM	Geoff Shaw	107 <sup>th</sup>
SM	Kerry Rodger	114 <sup>th</sup>
SM	Ken Moloney	166 <sup>th</sup>
SM	Rex Wilson	179 <sup>th</sup>
SM	John Campbell	242 <sup>nd</sup>
SM	Team	13 <sup>th</sup>

SW	Christine McMiken	7 <sup>th</sup>
SW	Gail Rear	18 <sup>th</sup>
SW	Mary O'Connor	19 <sup>th</sup>
SW	Wendy Renner	23 <sup>rd</sup>
SW	Sue Bruce	32 <sup>nd</sup>
SW	Debbie Elsmore	33 <sup>rd</sup>
SW	Team	 S

## 15<sup>th</sup> World Cross Country Championships 1987 – Warsaw, POL

SM	Dave Burridge	30 <sup>th</sup>
SM	Ken Moloney	74 <sup>th</sup>
SM	Rex Wilson	79 <sup>th</sup>
SM	Gregor Cameron	91 <sup>st</sup>
SM	David Rush	155 <sup>th</sup>
SM	Kerry Rodger	170 <sup>th</sup>
SM	Chris Tobin	179 <sup>th</sup>
SM	Shane Marshall	182 <sup>nd</sup>
SM	Team	14 <sup>th</sup>

SW	Gail Rear	33 <sup>rd</sup>
SW	Mary O'Connor	36 <sup>th</sup>
SW	Glenys Kroon	54 <sup>th</sup>
SW	Sue Bruce	82 <sup>nd</sup>
SW	Debbie Elsmore	86 <sup>th</sup>
SW	Lesley Graham	123 <sup>rd</sup>
SW	Team	11 <sup>th</sup>

## 16<sup>th</sup> World Cross Country Championships 1988 – Auckland, NZL

SM	John Campbell	36 <sup>th</sup>
SM	Chris Pilone	74 <sup>th</sup>
SM	John Bowden	77 <sup>th</sup>
SM	Tom Birnie	90 <sup>th</sup>
SM	Phillip Clode	94 <sup>th</sup>
SM	Chris Tobin	103 <sup>rd</sup>
SM	Derek Froude	110 <sup>th</sup>
SM	Rod Dixon	117 <sup>th</sup>
SM	Ken Moloney	171 <sup>st</sup>
SM	Team	11 <sup>th</sup>

JM	Ross Wilson	25 <sup>th</sup>
JM	Richard Lindroos	28 <sup>th</sup>
JM	Michael Johnston	49 <sup>th</sup>
JM	Jeremy Forbes	50 <sup>th</sup>
JM	Glen le Gros	64 <sup>th</sup>
JM	Dean Ogilvie	76 <sup>th</sup>
JM	Team	7 <sup>th</sup>

SW	Christine McMiken	27 <sup>th</sup>
SW	Jackie Goodman	33 <sup>rd</sup>
SW	Barbara Moore	45 <sup>th</sup>
SW	Lesley Graham	56 <sup>th</sup>
SW	Mary O'Connor	72 <sup>nd</sup>
SW	Christine Pfitzinger	82 <sup>nd</sup>
SW	Team	9 <sup>th</sup>

## 17<sup>th</sup> World Cross Country Championships 1989 – Stavanger, NOR

SM	Rex Wilson	53 <sup>rd</sup>
SM	Mark Furlan	145 <sup>th</sup>
SM	David Rush	163 <sup>rd</sup>

JM	Richard Lindroos	25 <sup>th</sup>
JM	Dean Ogilvie	58 <sup>th</sup>

JM	Glen le Gros	104 <sup>th</sup>
JM	Richard Potts	128 <sup>th</sup>
JM	Team	20 <sup>th</sup>
SW	Lesley Graham	43 <sup>rd</sup>
SW	Lesley Morton	48 <sup>th</sup>
SW	Mary O'Connor	55 <sup>th</sup>
SW	Debbie Elsmore	61 <sup>st</sup>
SW	Jackie Goodman	77 <sup>th</sup>
SW	Barbara Moore	89 <sup>th</sup>
SW	Team	11 <sup>th</sup>

### 18<sup>th</sup> World Cross Country Championships 1990 – Aix-les-Bains, FRA

SM	Phillip Clode	62 <sup>nd</sup>
SM	Mark Furlan	93 <sup>rd</sup>
SM	Patrick Meffan	178 <sup>th</sup>
SW	Mary O'Connor	85 <sup>th</sup>

### 19<sup>th</sup> World Cross Country Championships 1991 – Antwerp, BEL

SM	Phillip Clode	63 <sup>rd</sup>
SM	Rex Wilson	82 <sup>nd</sup>
SM	Paul Smith	118 <sup>th</sup>
SM	Sean Wade	172 <sup>nd</sup>
SM	Mark Furlan	178 <sup>th</sup>
SM	Robbie Johnston	197 <sup>th</sup>
SM	Richard Potts	204 <sup>th</sup>
SM	Brian Gillatt	216 <sup>th</sup>
SM	John Campbell	DNF
SM	Team	17 <sup>th</sup>
JM	Robert Condor	29 <sup>th</sup>
JM	Jonathan Wyatt	52 <sup>nd</sup>
JM	Dale Warrander	107 <sup>th</sup>
SW	Lesley Graham	78 <sup>th</sup>
SW	Linden Wilde	82 <sup>nd</sup>
SW	Mary O'Connor	84 <sup>th</sup>
SW	Sharon Hayes	93 <sup>rd</sup>
SW	Maree Turner	98 <sup>th</sup>
SW	Lesley Morton	108 <sup>th</sup>
SW	Team	17 <sup>th</sup>
JW	Kay Gooch	29 <sup>th</sup>

### World Race Walking Cup 1991 – San Jose, USA

20k	Derek Beaven	1:32:38 – 78 <sup>th</sup>
20k	Scott Nelson	1:33:10 – 80 <sup>th</sup>
20k	Craig Barrett	1:35:34 – 86 <sup>th</sup>
20k	Sean Sullivan	1:41:54 – 100 <sup>th</sup>
50k	Paul McElwee	4:24:10 – 50 <sup>th</sup>
50k	Gary Little	4:39:27 – 63 <sup>rd</sup>

50k	Wayne Marriott	5:10:06 – 71 <sup>st</sup>
50k	Mark Gray	5:28:23 – 73 <sup>rd</sup>
Men	Team	19 <sup>th</sup>
10k	Jane Jackson	54:23 – 70 <sup>th</sup>
10k	Lynley Mathieson	54:30 – 71 <sup>st</sup>
10k	Sharon De Groot	55:37
Women	Team	19 <sup>th</sup>

## 7<sup>th</sup> World Mountain Running Trophy 1991 – Zermatt, SUI

SM	Russell Hurring	29 <sup>th</sup>
SM	Thomas Whitehead	63 <sup>rd</sup>

## 20<sup>th</sup> World Cross Country Championships 1992 – Boston, USA

SM	Richard Potts	54 <sup>th</sup>
JM	Phillip Starr	15 <sup>th</sup>
SW	Lesley Morton	53 <sup>rd</sup>
SW	Sharon Clode	94 <sup>th</sup>

## 8<sup>th</sup> World Mountain Running Trophy 1992 – Valle di Susa, ITA

SM	Russell Hurring	38 <sup>th</sup>
SM	Barry Prosser	57 <sup>th</sup>
SM	Paul Forster	60 <sup>th</sup>
SM	Team	14 <sup>th</sup>

## 21<sup>st</sup> World Cross Country Championships 1993 – Amorebieta, ESP

SM	Richard Lindroos	164 <sup>th</sup>
SM	Richard Potts	DNF
SM	Jonathan Wyatt	DNF
JM	Mark McKeown	24 <sup>th</sup>
SW	Lesley Morton	65 <sup>th</sup>
SW	Mary O'Connor	67 <sup>th</sup>
SW	Raewyn O'Donnell	78 <sup>th</sup>
SW	Anne Hare	107 <sup>th</sup>
SW	Team	16 <sup>th</sup>

## World Race Walking Cup 1993 – Monterrey, MEX

20k	Scott Nelson	1:37:36 – 71 <sup>st</sup>
20k	Gary Little	1:41:13 – 80 <sup>th</sup>
20k	Graeme Jones	1:52:42 – 92 <sup>nd</sup>
20k	Craig Barrett	DNF
20k	Shane Donnelly	DNF
20k	Team	21 <sup>st</sup>

## World Half Marathon Championships 1993 – Brussels, BEL

SM	Peter Handcock	1:07:10 – 103 <sup>rd</sup>
SM	David Rush	1:07:27 – 105 <sup>th</sup>
SM	Brent Halley	1:09:37 – 114 <sup>th</sup>
SM	Team	23 <sup>rd</sup>
SW	Andrea Devine	1:20:52 – 73 <sup>rd</sup>
SW	Debbie Sheddan	DNF

## 9<sup>th</sup> World Mountain Running Trophy 1993 – Gap, FRA

SM	Andrew Peskett	25 <sup>th</sup>
SM	Barry Prosser	51 <sup>st</sup>
SM	Alastair Munroe	77 <sup>th</sup>
SM	David Gardner	78 <sup>th</sup>
SM	Andrew Skelling	93 <sup>rd</sup>
SM	Team	13 <sup>th</sup>

## World Half Marathon Championships 1994 – Oslo, NOR

SM	Wayne Edgeler	1:08:14 – 102 <sup>nd</sup>
SM	Andrew Peskett	1:08:26 – 106 <sup>th</sup>
SM	Alaister Munroe	1:10:49 – 112 <sup>th</sup>
SM	Team	24 <sup>th</sup>
SW	Lesley Morton	1:15:47 – 66 <sup>th</sup>

## 10<sup>th</sup> World Mountain Running Trophy 1994 – Berchtesgarden, GER

SM	Kevin Broad	43 <sup>rd</sup>
SM	Andrew Peskett	51 <sup>st</sup>
SM	Alastair Munroe	58 <sup>th</sup>
SM	Paul Foster	76 <sup>th</sup>
SM	Charles Dunkley	85 <sup>th</sup>
SM	Mark Green	109 <sup>th</sup>
SM	Team	12 <sup>th</sup>
SW	Katie Fettes	19 <sup>th</sup>

## 23<sup>rd</sup> World Cross Country Championships 1995 – Durham, GBR

SM	Kerry Rodger	70 <sup>th</sup>
SM	Phillip Costley	122 <sup>nd</sup>
SM	Paul Smith	143 <sup>rd</sup>
SW	Nyla Carroll	34 <sup>th</sup>
JW	Kate Inwood	60 <sup>th</sup>

## World Race Walking Cup 1995 – Beijing, CHN

20k	Craig Barrett	1:31:52 – 71 <sup>st</sup>
20k	Graeme Jones	1:39:08 – 95 <sup>th</sup>
20k	Tony Sargisson	1:40:26 – 99 <sup>th</sup>

20k	Scott Nelson	DNF
20k	Team	28 <sup>th</sup>
10k	Rachel Gibbon	51:02 – 84 <sup>th</sup>
10k	Lynley Mathieson	57:13 – 96 <sup>th</sup>
10k	Christine Tuka	DQ
10k	Jenny Jones-Billington	DNF
10k	Team	25 <sup>th</sup>

### **World Half Marathon Championships 1995 – Belfort, FRA**

SM	Chris Dagg	1:07:41 – 102 <sup>nd</sup>
SW	Anne Hare	1:13:29 – 30 <sup>th</sup>
SW	Wendy Llewellyn	1:19:17 – 73 <sup>rd</sup>

### **11<sup>th</sup> World Mountain Running Trophy 1995 – Edinburgh, SCO**

SM	Andrew Peskett	15 <sup>th</sup>
SM	Aaron Strong	27 <sup>th</sup>
SM	Wayne Atkins	30 <sup>th</sup>
SM	Barry Prosser	36 <sup>th</sup>
SM	Kevin Broad	45 <sup>th</sup>
SM	Chris Morrissey	98 <sup>th</sup>
SM	Team	5 <sup>th</sup>
SW	Megan Burton	30 <sup>th</sup>
SW	Helen Boyd	33 <sup>rd</sup>
SW	Karyn Mills	35 <sup>th</sup>
SW	Team	9 <sup>th</sup>

### **24<sup>th</sup> World Cross Country Championships 1996 – Cape Town, RSA**

SM	Robbie Johnston	67 <sup>th</sup>
SM	Jason Cameron	68 <sup>th</sup>
SM	Kerry Rodger	88 <sup>th</sup>
SM	Phillip Clode	101 <sup>st</sup>
SM	Jonathan Wyatt	111 <sup>th</sup>
SM	Phillip Costley	114 <sup>th</sup>
SM	Dale Warrander	DNF
SM	Team	12 <sup>th</sup>
SW	Melissa Moon	40 <sup>th</sup>
SW	Anne Hare	51 <sup>st</sup>
SW	Maree Bunce	56 <sup>th</sup>
SW	Sonia Barry	61 <sup>st</sup>
SW	Geraldine Macdonald	DNF
SW	Team	12 <sup>th</sup>

### **12<sup>th</sup> World Mountain Running Trophy 1996 – Telfes, AUT**

SM	Aaron Strong	5 <sup>th</sup>
SM	Andrew Peskett	42 <sup>nd</sup>
SM	Wayne Atkins	51 <sup>st</sup>
SM	Kevin Broad	66 <sup>th</sup>
SM	Liam Healey	77 <sup>th</sup>

SM	David Rush	84 <sup>th</sup>
SM	Team	10 <sup>th</sup>
SW	Lee Berry	17 <sup>th</sup>
SW	Megan Burton	21 <sup>st</sup>
SW	Shireen Crumpton	25 <sup>th</sup>
SW	Jill Wastenra	50 <sup>th</sup>
SW	Team	4 <sup>th</sup>

## 25<sup>th</sup> World Cross Country Championships 1997 – Turin, ITA

SM	Jason Cameron	99 <sup>th</sup>
SM	Duncan Ross	117 <sup>th</sup>
SM	Paul Smith	121 <sup>th</sup>
SM	Philip Starr	140 <sup>th</sup>
SM	Phillip Costley	151 <sup>st</sup>
SW	Anne Hare	55 <sup>th</sup>
SW	Melissa Moon	57 <sup>th</sup>
SW	Linden Wilde	72 <sup>nd</sup>
SW	Lesley Morton	99 <sup>th</sup>
SW	Maree Bunce	111 <sup>th</sup>
SW	Sarah Horan	130 <sup>th</sup>
SW	Team	14 <sup>th</sup>

## World Race Walking Cup 1997 – Podebrady, CZE

50k	Craig Barrett	DQ
-----	---------------	----

## World Half Marathon Championships 1997 – Kosice, SLO

SM	Jeffrey Spillane	1:04:31 – 66 <sup>th</sup>
SW	Lee-Ann McPhillips	1:13:42 – 38 <sup>th</sup>

## 13<sup>th</sup> World Mountain Running Trophy 1997 – Upice-Male Svatonovice, CZE

SM	Aaron Strong	4 <sup>th</sup>
SM	Paul McCrae	33 <sup>rd</sup>
SM	Wayne Atkins	40 <sup>th</sup>
SM	Michael Wakelin	59 <sup>th</sup>
SM	Liam Healey	65 <sup>th</sup>
SM	Hamish McElwee	69 <sup>th</sup>
SM	Team	7 <sup>th</sup>
SW	Melissa Moon	
SW	Megan Edhouse	18 <sup>th</sup>
SW	Shireen Crumpton	29 <sup>th</sup>
SW	Jill Westerna	37 <sup>th</sup>
SW	Team	5 <sup>th</sup>






## 26<sup>th</sup> World Cross Country Championships 1998 – Marrakech, MAR

SM-S	Blair Martin	54 <sup>th</sup>
JM	Adrian Blincoe	68 <sup>th</sup>
SW-S	Nyla Carroll	14 <sup>th</sup>
SW-S	Sonia Barry	57 <sup>th</sup>
SW-L	Nyla Carroll	23 <sup>rd</sup>
JW	Demelza Murrihy	91 <sup>st</sup>

## 7<sup>th</sup> World Half Marathon Championships 1998 – Uster, SUI

SM	Richard Potts	53 <sup>rd</sup>
SM	Jonathan Wyatt	56 <sup>th</sup>
SM	Craig Kirkwood	69 <sup>th</sup>
SM	Andrew Peskett	100 <sup>th</sup>
SM	Team	14 <sup>th</sup>
SW	Melissa Moon	33 <sup>rd</sup>
SW	Maree Bunce	73 <sup>rd</sup>

## 14<sup>th</sup> World Mountain Running Trophy 1998 – Isle de Reunion, FRA

SM	Jonathan Wyatt	
SM	Aaron Strong	13 <sup>th</sup>
SM	Wayne Atkins	28 <sup>th</sup>
SM	Patrick Meffan	52 <sup>nd</sup>
SM	Paul Forster	57 <sup>th</sup>
SM	Michael Wakelin	78 <sup>th</sup>
SM	Team	5 <sup>th</sup>
SW	Melissa Moon	
SW	Maree Bunce	4 <sup>th</sup>
SW	Karen Murphy	18 <sup>th</sup>
SW	Shireen Crumpton	21 <sup>st</sup>
SW	Team	

## 27<sup>th</sup> World Cross Country Championships 1999 – Belfast, GBR

SM-L	Richard Potts	51 <sup>st</sup>
SM-L	Craig Kirkwood	106 <sup>th</sup>
SW-L	Melissa Moon	24 <sup>th</sup>
SW-L	Lee-Ann Phillips	51 <sup>st</sup>
SW-L	Sarah Horan	75 <sup>th</sup>


## 19<sup>th</sup> World Race Walking Cup 1999 – Mezidon-Canon, FRA



50k	Craig Barrett	3:48:14 – 13 <sup>th</sup>
20k	Anne Maree Judkins	DQ


## World Half Marathon Championships 1999 – Palermo, ITA

SW	Gabrielle O'Rourke	31 <sup>st</sup>
SW	Shireen Crumpton	52 <sup>nd</sup>

## 15<sup>th</sup> World Mountain Running Trophy 1999 – Mt Kinabalu, MAS

SM	Jonathan Wyatt	7 <sup>th</sup>
SM	Aaron Strong	8 <sup>th</sup>
SM	Philip Starr	25 <sup>th</sup>
SM	Wayne Atkins	34 <sup>th</sup>
SM	Simon Maunder	35 <sup>th</sup>
SM	Paul Morrow	90 <sup>th</sup>
SM	Team	

SW	Maree Bunce	
SW	Melissa Moon	6 <sup>th</sup>
SW	Karen Murphy	8 <sup>th</sup>
SW	Megan Edhouse	14 <sup>th</sup>
SW	Team	

JM	Jason Woolhouse	
JM	Ben Ruthe	4 <sup>th</sup>
JM	Jason Creswell	26 <sup>th</sup>
JM	Team	4 <sup>th</sup>

JW	Demelza Murrihy	8 <sup>th</sup>
----	-----------------	-----------------

## 28<sup>th</sup> World Cross Country Championships 2000 – Vilamoura, POR

SM-S	Phillip Clode	71 <sup>st</sup>
SM-S	Simon Maunder	117 <sup>th</sup>



SM-L	Michael Aish	50 <sup>th</sup>
SM-L	Craig Kirkwood	DNF


SW-L	Lee-Ann Phillips	67 <sup>th</sup>
SW-L	Sitar Waru	69 <sup>th</sup>
SW-L	Katheryn Smyth	88 <sup>th</sup>

## World Half Marathon Championships 2000 – Veracruz, MEX

SM	Dale Warrender	47 <sup>th</sup>
SW	Shireen Crumpton	29 <sup>th</sup>

## 16<sup>th</sup> World Mountain Running Trophy 2000 – Bergen, GER



SM	Jonathan Wyatt	
SM	Aaron Strong	21 <sup>st</sup>
SM	Simon Maunder	22 <sup>nd</sup>
SM	Callum Harland	32 <sup>nd</sup>
SM	Michael Wakelin	55 <sup>th</sup>
SM	Reon Rollo	89 <sup>th</sup>
SM	Team	

SW	Melissa Moon	4 <sup>th</sup>
SW	Megan Edhouse	8 <sup>th</sup>
SW	Karen Murphy	13 <sup>th</sup>
SW	Carlene McDonald	27 <sup>th</sup>
SW	Team	
JM	Glenn Hughes	12 <sup>th</sup>
JM	James Coubrough	20 <sup>th</sup>
JM	Graham Stone	35 <sup>th</sup>
JM	Steven Smith	36 <sup>th</sup>
JM	Team	8 <sup>th</sup>
JW	Chris Tye	2 <sup>nd</sup>

## 29<sup>th</sup> World Cross Country Championships 2001 – Ostend, BEL

SM-S	Blair Martin	36 <sup>th</sup>
SM-S	Hamish Thorpe	45 <sup>th</sup>
SM-S	Adrian Blincoe	57 <sup>th</sup>
SM-S	Simon Maunder	58 <sup>th</sup>
SM-S	Team	9 <sup>th</sup>
SM-L	Michael Aish	59 <sup>th</sup>
JW	Fiona Crombie	51 <sup>st</sup>

## 17<sup>th</sup> World Mountain Running Trophy 2001 – Arta Terme, ITA

SM	Philip Costley	6 <sup>th</sup>
SM	Michael Wakelin	36 <sup>th</sup>
SM	Seaton Meredith	63 <sup>rd</sup>
SM	Paul Morrow	82 <sup>nd</sup>
SM	Alistair Snowden	105 <sup>th</sup>
SM	Team	10 <sup>th</sup>
SW	Melissa Moon	
SW	Carlene McDonald	30 <sup>th</sup>
SW	Judith May	39 <sup>th</sup>
SW	Marine Oberer	41 <sup>st</sup>
SW	Team	6 <sup>th</sup>
JM	Hayden Prosser	12 <sup>th</sup>
JM	Dylan Mordaunt	15 <sup>th</sup>
JM	Matthew Prosser	19 <sup>th</sup>
JM	Jamie Lynch	26 <sup>th</sup>
JM	Team	4 <sup>th</sup>
JW	Sarah Devoy	
JW	Jane Nalder	16 <sup>th</sup>
JW	Lucy Cant	25 <sup>th</sup>
JW	Team	

## 30<sup>th</sup> World Cross Country Championships 2002 – Dublin, IRL

SM-S	Jason Woolhouse	45 <sup>th</sup>
SM-S	Hamish Thorpe	57 <sup>th</sup>
SM-S	Rubin McRae	63 <sup>rd</sup>
SM-S	Matthew Holder	64 <sup>th</sup>
SM-S	Team	16 <sup>th</sup>
SW-S	Leonora Joy	61 <sup>st</sup>
SW-S	Fiona Crombie	96 <sup>th</sup>
SW-L	Kimberley Smith	52 <sup>nd</sup>
SW-L	Hannah Lawrence	67 <sup>th</sup>

## 20<sup>th</sup> World Race Walking Cup 2002 – Turin, ITA

20k	Gabrielle Gorst	1:43:00 – 55 <sup>th</sup>
-----	-----------------	----------------------------

## 18<sup>th</sup> World Mountain Running Trophy 2002 – Innsbruck, AUT

SM	Jonathan Wyatt	
SM	Callum Harland	52 <sup>nd</sup>
SM	Alastair Snowden	57 <sup>th</sup>
SM	Patrick Meffan	71 <sup>st</sup>
SM	Paul Foster	76 <sup>th</sup>
SM	Michael Wakelin	101 <sup>st</sup>
SM	Team	9 <sup>th</sup>
SW	Moana Burt	4 <sup>th</sup>
SW	Shireen Crumpton	6 <sup>th</sup>
SW	Melissa Moon	22 <sup>nd</sup>
SW	Carlene McDonald	27 <sup>th</sup>
SW	Team	
JM	Lyndon McGaughran	29 <sup>th</sup>
JM	Morgan Burne	32 <sup>nd</sup>
JM	Matthew Prosser	36 <sup>th</sup>
JM	Max Smith	44 <sup>th</sup>
JM	Team	10 <sup>th</sup>
JW	Demelza Murrihy	11 <sup>th</sup>
JW	Jane Naider	16 <sup>th</sup>
JW	Lucy Cant	28 <sup>th</sup>
JW	Team	6 <sup>th</sup>

## 31<sup>st</sup> World Cross Country Championships 2003 – Lausanne, SUI

SM-S	Philip Costley	29 <sup>th</sup>
SM-S	Adrian Blincoe	41 <sup>st</sup>
SM-S	Rees Buck	44 <sup>th</sup>
SM-S	Michael Aish	68 <sup>th</sup>
SM-S	Nicholas Willis	90 <sup>th</sup>
SM-S	Team	9 <sup>th</sup>
SM-L	Philip Costley	32 <sup>nd</sup>
SM-L	Rees Buck	61 <sup>st</sup>

SM-L	Scott Winton	83 <sup>rd</sup>
SM-L	Matthew Holder	85 <sup>th</sup>
SM-L	Team	12 <sup>th</sup>
SW-S	Melissa Moon	60 <sup>th</sup>
SW-S	Kimberley Smith	61 <sup>st</sup>
SW-S	Rachel Penny	85 <sup>th</sup>
SW-S	Sonia Barry	88 <sup>th</sup>
SW-S	Team	15 <sup>th</sup>
SW-L	Melissa Moon	52 <sup>nd</sup>
JW	Claire Goodwin	45 <sup>th</sup>

## 19<sup>th</sup> World Mountain Running Trophy 2003 – Girdwood, USA

SM	Alistair Snowden	46 <sup>th</sup>
SM	Michael Wakelin	50 <sup>th</sup>
SM	Paul McRae	53 <sup>rd</sup>
SM	Seaton Meredith	55 <sup>th</sup>
SM	Robin McRae	76 <sup>th</sup>
SM	Steven Smith	84 <sup>th</sup>
SM	Team	12 <sup>th</sup>
SW	Melissa Moon	
SW	Sarah Devoy	31 <sup>st</sup>
SW	Carlene McDonald	35 <sup>th</sup>
SW	Belinda Wimmer	36 <sup>th</sup>
SW	Team	7 <sup>th</sup>
JM	Matthew Prosser	6 <sup>th</sup>
JM	Shaun Krawitz	15 <sup>th</sup>
JM	Lyndon McGoughran	39 <sup>th</sup>
JM	Hamish Clarebutt	43 <sup>rd</sup>
JM	Team	5 <sup>th</sup>
JW	Dana Hastie	12 <sup>th</sup>
JW	Sara Beresford	13 <sup>th</sup>
JW	Lucy Cant	27 <sup>th</sup>
JW	Team	6 <sup>th</sup>


## 32<sup>nd</sup> World Cross Country Championships 2004 – Brussels, BEL

SM-S	Nicholas Willis	42 <sup>nd</sup>
SM-S	Rees Buck	91 <sup>st</sup>
SM-L	Rees Buck	90 <sup>th</sup>
JM	Shaun Krawitz	87 <sup>th</sup>
SW-S	Rachel Penny	44 <sup>th</sup>
SW-S	Mary Davies	53 <sup>rd</sup>
SW-S	Jessica Wright	72 <sup>nd</sup>
SW-S	Fiona Crombie	80 <sup>th</sup>
SW-S	Team	12 <sup>th</sup>
JW	Sara Morgan	44 <sup>th</sup>
JW	Dana Hastie	108 <sup>th</sup>

## 21<sup>st</sup> World Race Walking Cup 2004 – Naumburg, GER

50k	Craig Barrett	DQ
20k	Gabrielle Gorst	1:36:41 – 51 <sup>st</sup>
10k	Amanda Gorst	51:42 – 18 <sup>th</sup>

## 20<sup>th</sup> World Mountain Running Trophy 2004 – Sauze d'Oulx, ITA

SM	Jonathan Wyatt	
SM	Callum Harland	46 <sup>th</sup>
SM	Alastair Snowden	62 <sup>nd</sup>
SM	Michael Wakelin	69 <sup>th</sup>
SM	Jo Piggins	84 <sup>th</sup>
SM	Kim Hogarth	95 <sup>th</sup>
SM	Team	10 <sup>th</sup>
SW	Shireen Crumpton	8 <sup>th</sup>
SW	Rachel Penny	25 <sup>th</sup>
SW	Anna Frost	44 <sup>th</sup>
SW	Belinda Wimmer	64 <sup>th</sup>
SW	Team	9 <sup>th</sup>
JM	Hayden McLaren	46 <sup>th</sup>
JM	Matt Singleton	55 <sup>th</sup>
JM	Bevan Stevans	63 <sup>rd</sup>
JM	Hamish Clareburt	65 <sup>th</sup>
JM	Team	15 <sup>th</sup>




## 33<sup>rd</sup> World Cross Country Championships 2005 – Saint-Galmier, FRA

SM-S	Rees Buck	59 <sup>th</sup>
SM-S	Adrian Blincoe	69 <sup>th</sup>
SM-S	Ben Ruthe	104 <sup>th</sup>
SM-S	Dale Summerville	127 <sup>th</sup>
SM-S	Team	19 <sup>th</sup>
SM-L	Rees Buck	88 <sup>th</sup>
JM	Shafat Salad	64 <sup>th</sup>
JM	Tim Hodge	87 <sup>th</sup>
JM	Hayden McLaren	104 <sup>th</sup>
JM	Dinno Bozzone	120 <sup>th</sup>
JM	Team	17 <sup>th</sup>
SW-S	Jessica Wright	54 <sup>th</sup>
SW-S	Kate McIlroy	58 <sup>th</sup>
SW-L	Kimberley Smith	12 <sup>th</sup>
JW	Rebecca Furlong	43 <sup>rd</sup>
JW	Sarah Morgan	DNF

## 14<sup>th</sup> World Half Marathon Championships 2005 – Edmonton, CAN

SW                      Nina Rillstone                      20<sup>th</sup>

## 21<sup>st</sup> World Mountain Running Trophy 2005 – Wellington, NZL

SM	Jonathan Wyatt	
SM	Dale Warrander	6 <sup>th</sup>
SM	Benjamin Revell	32 <sup>nd</sup>
SM	Michael Wakelin	37 <sup>th</sup>
SM	Callum Harland	48 <sup>th</sup>
SM	Philip Costley	49 <sup>th</sup>
SM	Team	
SW	Kate McIlroy	
SW	Melissa Moon	7 <sup>th</sup>
SW	Sarah Devoy	40 <sup>th</sup>
SW	Anna Frost	DNF
SW	Team	5 <sup>th</sup>
JM	Aaron Jackson	19 <sup>th</sup>
JM	Matt Singleton	25 <sup>th</sup>
JM	Brendon Blacklaws	35 <sup>th</sup>
JM	Hayden McLaren	DNF
JM	Team	8 <sup>th</sup>
JW	Ruth Croft	6 <sup>th</sup>
JW	Hayley Green	15 <sup>th</sup>
JW	Alice Mason	17 <sup>th</sup>
JW	Team	5 <sup>th</sup>

## 22<sup>nd</sup> World Race Walking Cup 2006 – La Coruna, ESP

50k                      Craig Barrett                      4:19:21 – 46<sup>th</sup>

## 34<sup>th</sup> World Cross Country Championships 2006 – Fukuoka, JPN

JM	Jake Robertson	44 <sup>th</sup>
JM	Tim Hodge	54 <sup>th</sup>
JM	Shafat Salad	65 <sup>th</sup>
JM	Hayden McLaren	72 <sup>nd</sup>
JM	Team	12 <sup>th</sup>
SW-L	Nina Rillstone	15 <sup>th</sup>
SW-L	Kate McIlroy	16 <sup>th</sup>
SW-L	Jessica Ruthe	24 <sup>th</sup>
SW-L	Melissa Moon	57 <sup>th</sup>
SW-L	Team	6 <sup>th</sup>
JW	Lucy Oliver	51 <sup>st</sup>

## 22<sup>nd</sup> World Mountain Running Trophy 2006 – Bursa, TUR

SM	Jonathan Wyatt	
SM	Dale Warrander	27 <sup>th</sup>

SM	Angus Bell	59 <sup>th</sup>
SM	Craig Kirkwood	79 <sup>th</sup>
SM	Philip Costley	108 <sup>th</sup>
SM	Team	8 <sup>th</sup>
SW	Melissa Moon	14 <sup>th</sup>
JM	Aaron Jackson	26 <sup>th</sup>
JW	Nicole Rogal	8 <sup>th</sup>
JW	Ruth Croft	24 <sup>th</sup>
JW	Team	7 <sup>th</sup>

### 35<sup>th</sup> World Cross Country Championships 2007 – Mombasa, KEN

SM	Philip Costley	100 <sup>th</sup>
JM	Jake Robertson	46 <sup>th</sup>
JM	Mathew Mildenhall	88 <sup>th</sup>
SW	Jessica Wright	44 <sup>th</sup>
JW	Melanie Cleland	54 <sup>th</sup>


### 23<sup>rd</sup> World Mountain Running Trophy 2007 – Ovronnaz, SUI

SM	Angus Bell	92 <sup>nd</sup>
SW	Sarah Chisnall	24 <sup>th</sup>
JM	Aaron Jackson	15 <sup>th</sup>
JW	Ruth Croft	5 <sup>th</sup>

### 36<sup>th</sup> World Cross Country Championships 2008 – Edinburgh, GBR

SM	Rees Buck	156 <sup>th</sup>
JM	Dominic Channon	40 <sup>th</sup>
JM	Hugo Beamish	46 <sup>th</sup>
JW	Ruth Croft	57 <sup>th</sup>

### 24<sup>th</sup> World Mountain Running Trophy 2008 – Crans Montana, SUI

SM	Jonathan Wyatt	
SM	Callum Harland	69 <sup>th</sup>
SM	Glenn Hughes	74 <sup>th</sup>
SW	Anna Frost	10 <sup>th</sup>
JM	Daniel Jones	22 <sup>nd</sup>



### **37<sup>th</sup> World Cross Country Championships 2009 – Amman, JOR**

SW	Kimberley Smith	13 <sup>th</sup>
JW	Nicki McFadzien	36 <sup>th</sup>

### **World Half Marathon Championships 2009 – Birmingham, GBR**

SW	Kimberley Smith	7 <sup>th</sup>
----	-----------------	-----------------

### **25<sup>th</sup> World Mountain Running Championships 2009 – Madesimo, ITA**

SM	James Coubrough	69 <sup>th</sup>
SM	Dougal Thorburn	73 <sup>rd</sup>
SM	Aaron Jackson	88 <sup>th</sup>
SM	Daniel Clendon	110 <sup>th</sup>
SM	Team	17 <sup>th</sup>
SW	Melissa Moon	23 <sup>rd</sup>
SW	Lara Phillips	40 <sup>th</sup>
SW	Sarah Biss	60 <sup>th</sup>
SW	Team	11 <sup>th</sup>
JM	Michael Banks	12 <sup>th</sup>
JW	Samantha Blanch	30 <sup>th</sup>
JW	Melissa Murrihy	34 <sup>th</sup>
JW	Rochelle Sceats	37 <sup>th</sup>
JW	Team	12 <sup>th</sup>

### **38<sup>th</sup> World Cross Country Championships 2010 – Bydgoszcz, POL**

SM	Edwin Henshaw	87 <sup>th</sup>
SM	Andrew Davidson	92 <sup>nd</sup>
SM	Shaun Krawitz	98 <sup>th</sup>
SM	Kim Hogarth	111 <sup>st</sup>
JM	Aaron Pulford	69 <sup>th</sup>
SW	Rachel Kingsford	74 <sup>th</sup>
JW	Nicki McFadzien	28 <sup>th</sup>
JW	Danielle Trevis	31 <sup>st</sup>
JW	Olivia Burne	55 <sup>th</sup>

### **24<sup>th</sup> World Race Walking Cup 2010 – Chihuahua, MEX**

10km	Daniel Lord	51:24 – 28 <sup>th</sup>
------	-------------	--------------------------

### **26<sup>th</sup> World Mountain Running Championships 2010 – Kamnik, SLO**

SM	Jonathan Wyatt	8 <sup>th</sup>
SM	James Coubrough	83 <sup>rd</sup>
SW	Anna Frost	18 <sup>th</sup>

JW	Ruby Muir	11 <sup>th</sup>
----	-----------	------------------

### **39<sup>th</sup> World Cross Country Championships 2011 – Punta Umbria, ESP**

SM	Jake Robertson	60 <sup>th</sup>
SM	Zane Robertson	92 <sup>nd</sup>
SM	Alex Parlane	106 <sup>th</sup>
SW	Leonora Joy-Petrina	86 <sup>th</sup>
SW	Fiona Crombie	94 <sup>th</sup>
SW	Sarah Biss	97 <sup>th</sup>

### **27<sup>th</sup> World Mountain Running Championships 2011 – Tirana, ALB**

JW	Nicole Mitchell	18 <sup>th</sup>
----	-----------------	------------------

### **28<sup>th</sup> World Mountain Running Championships 2012 – Ponte di Legno, ITA**

SM	Dougan Butler	59 <sup>th</sup>
SM	Glen Hughes	84 <sup>th</sup>
JM	Ryan McAlister	14 <sup>th</sup>
SW	Sally Gibbs	33 <sup>rd</sup>
SW	Helen Rountree	47 <sup>th</sup>

### **29<sup>th</sup> World Mountain Running Championships 2013 – Krynica Zdroj, POL**

SM	Glenn Hughes	56 <sup>th</sup>
SM	Dougan Butler	72 <sup>nd</sup>
SM	Tane Cambridge	78 <sup>th</sup>
JM	Thomas Anderson	35 <sup>th</sup>
JM	Jake Jackson-Grammar	49 <sup>th</sup>
JM	Alister Meffan	55 <sup>th</sup>
SW	Helen Rountree	41 <sup>st</sup>

### **World Race Walking Cup 2014 – Taicang, CHN**

50k	Quentin Rew	3:50:22 – 12 <sup>th</sup>
10k	Jonathon Lord	47:58 – 32 <sup>nd</sup>
10k	Jared Free	51:47 – 33 <sup>rd</sup>
10k	Team	11 <sup>th</sup>

### **World Half Marathon Championships 2014 – Copenhagen, DEN**

SM	Ben Ashkettle	1:06:39 – 87 <sup>th</sup>
----	---------------	----------------------------

## **30<sup>th</sup> World Mountain Running Championships 2014 – Casette di Massa, ITA**

SM	Jonathan Jackson	32 <sup>nd</sup>
SM	Glenn Hughes	38 <sup>th</sup>
SM	Stephen Day	78 <sup>th</sup>
SM	Tane Cambridge	88 <sup>th</sup>
SM	Peter Meffan	95 <sup>th</sup>
SM	Dallas Wichman	101 <sup>st</sup>
SM	Team	12 <sup>th</sup>

SW	Sally Gibbs	54 <sup>th</sup>
SW	Paula Canning	59 <sup>th</sup>

JM	Tim Robertson	32 <sup>nd</sup>
JM	Thomas Andersen	56 <sup>th</sup>

JW	Samantha Jordon	34 <sup>th</sup>
----	-----------------	------------------

## **31<sup>st</sup> World Mountain Running Championships 2015 – Betws-y-Coed, GBR**

SM	Stephen Day	54 <sup>th</sup>
SM	Michael Banks	61 <sup>st</sup>
SM	Tim Hodge	74 <sup>th</sup>

SW	Sally Gibbs	40 <sup>th</sup>
SW	Paula Canning	49 <sup>th</sup>
SW	Angela Leck	53 <sup>rd</sup>
SW	Jackie Mexted	56 <sup>th</sup>
SW	Team	14 <sup>th</sup>

JM	Jack Beaumont	12 <sup>th</sup>
----	---------------	------------------

JW	Caitlin McQuilkin-Bell	25 <sup>th</sup>
----	------------------------	------------------

## **World Race Walking Team Championships 2016 – Rome, ITA**

20k	Quentin Rew	1:21:54 – 26 <sup>th</sup>
-----	-------------	----------------------------

10k	Jamie Shaw	48:15 – 51 <sup>st</sup>
-----	------------	--------------------------

20k	Alana Barber	1:32:48 – 25 <sup>th</sup>
-----	--------------	----------------------------

10k	Laura Langley	52:53 – 45 <sup>th</sup>
-----	---------------	--------------------------

## **32<sup>nd</sup> World Mountain Running Championships 2016 – Sapareva Banya, BUL**

SM	Stephen Day	74 <sup>th</sup>
SM	Dougal Thorburn	81 <sup>st</sup>

SW	Sarah Douglas	37 <sup>th</sup>
----	---------------	------------------

JM	Jack Beaumont	9 <sup>th</sup>
----	---------------	-----------------

JW	Emerson Deverell	22 <sup>nd</sup>
JW	Sophie Smith	28 <sup>th</sup>

### **33<sup>rd</sup> World Mountain Running Championships 2017 – Premana, ITA**

SM	Jack Beaumont	14 <sup>th</sup>
SM	Matthew Battley	65 <sup>th</sup>
SW	Sabrina Grogan	33 <sup>rd</sup>
JW	Emerson Deverell	24 <sup>th</sup>
JW	Sophie Smith	35 <sup>th</sup>

### **World Race Walking Team Championships 2018 – Taicang, CHN**

50k	Quentin Rew	3:48:58 – 9 <sup>th</sup>
20k	Alana Barber	1:31:32 – 23 <sup>rd</sup>

### **World Cross Country Championships 2019 – Aarhus, DEN**

WU20	Kirstie Rae	17 <sup>th</sup>
WU20	Pheobe McKnight	34 <sup>th</sup>
WU20	Tessa Hunt	88 <sup>th</sup>
WU20	Isabella Richardson	93 <sup>rd</sup>
WU20	Samantha Corbett	99 <sup>th</sup>
WU20	Team	11 <sup>th</sup> (232pts)
MU20	Murdoch McIntyre	58 <sup>th</sup>
MU20	Stuart Hofmeyr	76 <sup>th</sup>
MU20	Taonga Mbambo	83 <sup>rd</sup>
MU20	Toby Gaulter	84 <sup>th</sup>
MU20	Team	15 <sup>th</sup> (301pts)
SW	Emily Roughan	83 <sup>rd</sup>
SW	Hayley Green	92 <sup>nd</sup>
SW	Rochelle Sceats-Basil	98 <sup>th</sup>
SM	Matt Baxter	46 <sup>th</sup>
SM	Peter Wheeler	98 <sup>th</sup>
SM	Callan Moody	110 <sup>th</sup>
SM	Joshua Baan	128 <sup>th</sup>
SM	Team	17 <sup>th</sup> (382pts)

### **34<sup>th</sup> World Mountain Running Championships 2019 – Villa La Angostura ARG**

SM	Niam MacDonald	42 <sup>nd</sup>
SM	Richard Ford	53 <sup>rd</sup>
SM	Andy Good	59 <sup>th</sup>
SM	Harry Burnard	65 <sup>th</sup>
SM	Team	14 <sup>th</sup> (154pts)
SW	Sabrina Grogan	39 <sup>th</sup>
SW	Sarah Douglas	40 <sup>th</sup>

SW	Andrea Peat	44 <sup>th</sup>
SW	Ayesha Shafi	55 <sup>th</sup>
SW	Team	12 <sup>th</sup> (12pts)
JM	Toby Gualter	7 <sup>th</sup>
JM	Buddy Small	30 <sup>th</sup>

## Team Officials

*(Officials and their role printed in italics denotes that they were Overall Team officials, but that they had had a significant attachment to the sport of Athletics)*

### **1920**

Olympic Games

Harry Wilson – Manager

### **1928**

Olympic Games

Harry Amos – Manager

Mrs A Amos – Chaperone

### **1932**

Olympic Games

WJ Heenan – Coach

### **1934**

British Empire Games

Arthur Porritt – Manager

### **1936**

Olympic Games

Arthur Porritt – Manager

### **1938**

British Empire Games

BC McKernan – Trainer

*AC Kitto – Asst General Manager*

*RG Sutherland - Chaperone*

### **1948**

Olympic Games

*David Woodfield – Manager*

### **1950**

British Empire Games

James Barnes - Manager

Frank Sharpley – Coach

W Connell – Masseur

J Meek – Masseur

Pearl Ellis - Chaperone

*Bill Holley – Team Manager*

### **1954**

British Empire & Commonwealth Games

Herbie Towers – Manager

### **1956**

Olympic Games

Cliff Thompson – Manager

*W Woods – Chef de Mission*

*James Barnes – Asst Manager*

## **1958**

British Empire & Commonwealth Games

JM Dickey – Manager

*Geoff Jackman – Asst General Manager*

*Pearl Ellis – Chaperone*

## **1960**

Olympic Games

Joe McManemin – Manager

*Harold Austed – Chef de Mission*

## **1962**

British Empire & Commonwealth Games

Norrie Jefferson - Manager

John Borland – Asst Manager

*Colin Kay – General Manager*

## **1964**

Olympic Games

Max Carr – Manager

Arthur Lydiard - Coach

## **1965**

International Cross Country Championships

Ossie Melville – Manager

## **1966**

British Empire & Commonwealth Games

Jack Hutchinson – Manager

Frank Sharpley – Coach

*Ashley Taylor – Asst General Manager*

## **1967**

International Cross Country Championships

Frank Sharp – Manager

## **1968**

Olympic Games

Laurie O’Keefe – Manager

## **1969**

International Cross Country Championships

Les Bradshaw - Manager

## **1970**

British Commonwealth Games

Barry Kerr – Manager

Sam Johnson – Coach

*Joe McMenemin – General Manager*

## **1971**

International Cross Country Championships

Jim Cunningham – Manager

## **1972**

Olympic Games

Graham Davy – Manager

Valdy Bredis – Coach

*Joe McMenemin – Chef de Mission*

## **1973**

World Cross Country Championships

Bill Holley – Manager

Millie Sampson – Women's Manager

## **1974**

British Commonwealth Games

John Borland – Manager

Dave Leech – Asst Manager

Pat Munroe – Women's Manager

Frank Sharpley – Chief Coach

Russ Hoggard – Coach

Arthur Lydiard – Coach

*Bill Holley - Manager*

## **1975**

World Cross Country Championships

John Smart – Manager

Pam Kenney – Women's Manager

## **1976**

Olympic Games

Dave Leech – Manager

Arch Jelley - Coach

*Bill Holley – Chef de Mission*

*Douglas Taylor – Asst Chef de Mission*

*Valerie Young – Chaperone*

## **1977**

World Cross Country Championships

Alan Stevens – Manager

Anne Hellier – Women's Manager

## **1978**

Commonwealth Games

Barry Hunt – Manager

Arch Jelley – Coach

Les Mills - Coach

*Marion Jackman – Women's Manager*

## **1979**

World Cross Country Championships

Terry Baker – Manager

Pam Kenney – Women's Manager

## **1981**

World Cross Country Championships

Ron Cain – Manager

Val Bonner – Women's Manager



## **1982**

Commonwealth Games  
Graham McCabe – Manager  
Daphne Jameson – Women’s Manager  
Dave Norris – Chief Coach  
Steve Hollings - Coach  
Dragan Ivanov - Coach

## **1983**

World Championships  
Arch Jelley – Manager  
Dragan Ivanov – Coach  
L Bennetts – Physiotherapist

World Cross Country Championships  
Peter Richards - Manager

## **1984**

Olympic Games  
Graham McCabe - Manager  
Sylvia Potts – Coach  
Arch Jelley - Coach  
*Valerie Young – Women’s Manager*

World Cross Country Championships  
Peter Richards - Manager

## **1985**

World Indoor Championships  
Len Searle - Manager

World Cross Country Championships  
Alan Stevens - Manager

## **1986**

Commonwealth Games  
Steve Hollings - Manager  
Sam Johnson – Chief Coach  
Penny Hunt – Coach  
Terry Lomax – Coach  
Jack Ralston - Coach  
*Graham McCabe – Assistant General Manager*

World Cross Country Championships  
Jack Ralston – Manager  
Warwick Lightbourne - Masseur

## **1987**

World Championships  
Steve Hollings – Manager  
John Davies – Coach  
Terry Lomax - Coach  
World Cross Country Championships  
Don Willoughby – Manager  
Warwick Lightbourne - Masseur

## **1988**

Olympic Games

Steve Hollings – Manager

John Davies – Coach

Terry Lomax – Coach

*Graham McCabe – Asst Chef de Mission*

*Richard Edmond - Doctor*

World Cross Country Championships

Don Willoughby – Manager

Euan Robertson – Asst Manager

Heather Matthews – Asst Manager

## **1989**

World Cross Country Championships

Euan Robertson – Manager

Jane Jackson – Asst Manager/Physiotherapist

## **1990**

Commonwealth Games

Sylvia Potts – Manager

Karen Petley – Administration Manager

Kerry Hill – Chief Coach

Arthur Lydiard – Coach

Jeff Bailey – Coach

John Hunt – Coach

Doug McClymont – Coach

Bruce Milne - Coach

*Graham McCabe – General Manager*

*Richard Edmond – Doctor*

*Bruce Towart – Masseur*

World Cross Country Championships

Frank Nolan – Manager

## **1991**

World Championships

Steve Hollings – Manager

John Davies – Coach

Terry Lomax – Coach

World Cross Country Championships

Euan Robertson – Manager

Jos Pols – Masseur

World Race Walking Cup

Graeme Seatter – Manager

## **1992**

Olympic Games

Graham McCabe – Manager

Kerry Hill – Chief Coach

Allan Potts - Coach

*Richard Edmond –Medical Services*

*Jane Jackson - Physiotherapist*

*Bruce Towart – Masseur*

World Cross Country Championships

Graham Tattersall – Manager

### **1993**

World Championships

Dave Norris – Manager

Arch Jelley – Coach

Mene Mene – Coach

Kerry Hill – Coach

Jane Jackson - Physiotherapist

World Cross Country Championships

Euan Robertson – Manager

Graham Tattersall – Asst Manager

World Cross Country Championships

Euan Robertson – Manager

Graham Tattersall – Asst Manager

### **1994**

Commonwealth Games

Dave Norris – Manager

John Tylden – Chief Coach

Bruce Milne – Coach

Ian Ferguson – Coach

Debbie Strange – Coach

Terry Lomax – Coach

Mene Men - Coach

*Bruce Towart – Masseur*

World Mountain Running Trophy

R Sinclair – Manager

World Half Marathon Championships

Phillip Morton - Manager

### **1995**

World Championships

Dave Norris – Manager

John Tylden – Asst Manager/Chief Coach

Ian Baird – Coach

Dragan Ivanov – Coach

Ian Ferguson – Coach

Graeme Seatter – Coach

Fiona Gutschlag – Physiotherapist

World Cross Country Championships

Euan Robertson – Manager

World Race Walking Cup

Graeme Seatter – Manager

### **1996**

Olympic Games

Dave Norris – Manager

Mene Mene – Coach

Terry Lomax – Coach

Graeme Seatter – Coach

*Bruce Towart – Masseur*

World Cross Country Championships

Kevin O'Sullivan – Manager

World Mountain Running Trophy

Arthur Klap - Manager

### **1997**

World Championships

Dave Norris – Manager

Terry Lomax – Coach

Debbie Strange – Coach

Graham Tattersall – Coach

Jonathon Moyle – Physiotherapist

Murray McKinnon - Media Liaison

World Cross Country Championships

Marlene Hudd – Manager

World Mountain Running Trophy

Arthur Klap – Manager

### **1998**

Commonwealth Games

Ross Pownell - Manager

Steve Hollings – Chief Coach

Dave Norris – Coach

Graham Tattersall – Coach

Graeme Seatter – Coach

Brent Ward – Coach

Nebojsa Zagorac - Coach

*Les Mills – Chef de Mission*

*Richard Edmond – Medical Services*

*Bruce Towart - Masseur*

World Mountain Running Trophy

Barry Ellis – Manager

Vanessa Green – Massage Therapist

World Half Marathon Championships

Barry Ellis - Manager

### **1999**

World Championships

Ken Simpson – Manager

Steve Hollings – Performance Manager

Jonathon Moyle – Physiotherapist

World Indoor Championships

Steve Hollings – Manager

World Cross Country Championships

Graham Tattersall – Manager

World Race Walking Cup

Graeme Seatter – Coach

World Mountain Running Trophy

Barry Ellis – Manager

## **2000**

Olympic Games

Ken Simpson – Manager

Steve Hollings – Performance Manager

Anne Stevens - Coach

*Les Mills – Chef de Mission*

World Cross Country Championships

Dianne Rodger – Team Manager

Rose Lampen-Smith – Physiotherapist

World Mountain Running Trophy

Barry Ellis – Manager

## **2001**

World Indoor Championships

Kevin Hickman – Manager/Coach

World Cross Country Championships

Dianne Rodger - Manager

## **2002**

Commonwealth Games

Ken Simpson – Manager

Kirsten Hellier – Coach

Debbie Strange – Coach

Graham Tattersall – Coach

Elana Vinogradova – Coach

Tony Snell – Physiotherapist

## **2004**

Olympic Games

Tony Rogers – Manager

Graham Tattersall – Coach

Elana Vinogradova – Coach

Debbie Strange – Coach

Kirsten Hellier – Coach

## **2005**

World Mountain Running Trophy

Martin MacDonald – Team Manager

World Cross Country Championships

Brent Rollo – Manager

## **2006**

Commonwealth Games

Eric Hollingsworth -

Raylene Bates – Manager

Kirsten Hellier – Coach

Kieran McKee – Coach

Graham Tattersall – Coach

Elana Vinogradova – Coach

## **2007**

World Championships  
Raylene Bates – Manager  
Kevin Ankrom – Performance Manager  
John Bowden – Coach  
Marlon Gevaert – Coach  
Kirsten Hellier - Coach  
Debbie Strange – Coach  
Nicola Blackie – Medical Support  
Helen Littleworth – Medical Support  
Murray McKinnon – Media Liason

World Mountain Running Trophy  
Barry Ellis – Team Manager

## **2008**

Olympic Games  
Raylene Bates – Manager  
John Bowden – Coach  
Kirsten Hellier – Coach  
Steve Willis - Coach

World Indoor Championships  
Kirsten Hellier – Manager

World Cross Country Championships  
Rosemary Wright – Manager

World Mountain Running Trophy  
Martin MacDonald – Team Manager

## **2009**

World Championships  
Raylene Bates – Manager  
Kirsten Hellier – Coach  
Elana Vinogradova – Coach  
Chris Pilone - Coach

World Cross Country Championships  
Alan Stevens – Manager

World Mountain Running Trophy  
Barry Ellis – Team Manager

## **2010**

Commonwealth Games  
Raylene Bates – Manager  
Andrew MacLennan – Coach  
Chris Pilone – Coach  
Didier Poppe – Coach  
Debbie Strange – Coach  
John Tylden – Coach  
Helen Littleworth – Physiotherapist

World Indoor Championships  
Kirsten Hellier – Manager

World Cross Country Championships

Martin MacDonald – Manager

## **2011**

World Cross Country Championships

Craig Motley – Manager

## **2012**

Olympic Games

Raylene Bates – Manager

Jean-Pierre Egger – Coach

Steve Willis – Coach

Debbie Strange – Coach

## **2014**

Commonwealth Games

Scott Goodman – Team Leader

Michelle Wood – Administration

Terry Lomax – Coach

Matt Dallow – Coach

Jean-Pierre Eggar – Coach

Maria Hassan – Coach

Chris Williams – Coach

Steve Willis – Coach

Tawhai Whitewood – Physiotherapist

## **2016**

Olympic Games

Scott Goodman- Team Leader

Kat Austin – Administration

Jeremy McColl – Coach

Dale Stevenson – Coach

Steve Willis – Coach

Louise Johnson – Physiotherapist

Jane Oldershaw - Physiotherapist

*Brett Addison – Media Liaison*

## **2017**

World Championships

Scott Goodman – Team Leader

Kat Austin – Operations Manager

Michelle Wood – Media & Coach Liaison

Jeremy McColl – Coach

Dale Stevenson – Coach

Debbie Strange – Coach

Ron Warhurst – Coach

Steve Willis – Coach

Jane Oldershaw – Physiotherapist

Oliver Low – Physiotherapist

World Mountain Running Championships

Barry Ellis – Team Leader

## **2018**

World Indoor Championships

Jeremy McColl – Team Leader

Dale Stephenson – Coach

Commonwealth Games  
Scott Goodman – Team Leader  
Kat Austin – Operations Manager  
Terry Lomax – Coach  
Jeremy McColl – Coach  
Steve Willis – Coach  
Dale Stevenson – Coach  
Debbie Strange – Coach  
Raylene Bates - Coach  
Lou Johnson – Physiotherapist  
Oliver Low – Physiotherapist  
*Brett Addison – Press Attaché*

## **2019**

World Cross Country Championships  
Craig Mottley – Team Manager  
David Cooper – Physiotherapist  
Maria Hassan - Coach

World Championships  
Scott Goodman - Team Leader  
Kat Austin - Operations Manager  
Michelle Wood - Media Liaison  
Dan Exeter – Doctor  
Lou Johnson – Physiotherapist  
Tamsin Chittock – Physiotherapist  
Steve Willis – Coach  
Dale Stevenson – Coach  
Mike Schofield – Coach  
Terry Lomax – Coach  
Gary Henley-Smith – Coach

World Mountain Running Championships  
John Bowden – Team Manager

## **2020**

Olympic Games (held in 2021)  
Scott Goodman – Team Leader  
Kat Austin - Operations Manager  
Mathew Mildenhall – Operations Manager  
Louise Johnson – Physio  
Timofei Dovbysh – Physio  
Tamsin Chittock – Physio  
Dale Stevenson – Coach  
Terry Lomax – Coach  
Mike Schofield – Coach  
Dave Ratcliffe – Coach  
Ron Warhurst - Coach



The names and roles of team officials associated with the following teams could not be located.

1987	World Indoors
1991	World Indoors
1993	World Indoors
1995	World Indoors
1997	World Indoors
2001	World Championships
2003	World Indoors
2003	World Championships
2004	World Indoors
2005	World Championships
2011	World Championships
2012	World Indoors
2013	World Championships
2014	World Indoors
2015	World Championships
2016	World Indoors

1979	World Race Walking
1991	World Mountain Running
1992	World Mountain Running
1993	World Half Marathon
1993	World Mountain Running
1995	World Half Marathon
1995	World Mountain Running
1997	World Race Walking
1997	World Half Marathon
1998	World Cross Country
1999	World Half Marathon
2000	World Half Marathon
2001	World Mountain Running
2002	World Cross Country
2002	World Race Walking
2002	World Mountain Running
2003	World Cross Country
2003	World Mountain Running
2004	World Cross Country
2004	World Race Walking
2004	World Mountain Running
2006	World Race Walking
2006	World Cross Country
2006	World Mountain Running
2007	World Cross Country
2008	World Mountain Running
2009	World Mountain Running
2010	World Race Walking
2010	World Mountain Running





## New Zealand Para Athletes at Major Championships 1968 – 2021

- 1952 The first Para athletics competition took place at the inaugural International Stoke Mandeville Games. Wheelchair racing was one of eight sports which featured on the programme.
- 1960 Para athletics was one of eight sports to feature at the inaugural Paralympic Games staged in Rome. All 25 Para athletics events on the programme (13 men and 12 women) were field events.
- 1964 Track events were introduced into the Para athletics programme at the Paralympic Games in Tokyo. A total of 42 Para athletic events were included in the Games programme.
- 1976 As the growth of Para athletics expanded, the Toronto 1976 Paralympic Games witnessed some 207 Para athletics events on the programme.
- 1988 The Korean capital of Seoul played host to the first Paralympic Games to take place in the same host city as the Olympic Games.
- 1994 The birth of the IPC Athletics World Championships in Berlin. The event is now a biennial competition.

## New Zealand Medallists at Major Para Athlete Championships 1968 - 2021









### 1968

#### Paralympic Games

-  Eve Rimmer – Javelin Throw C
-  Eve Rimmer – Shot Put C
-  Eve Rimmer – 50m Freestyle Class 4 C
-  Eve Rimmer – Discus Throw C

### 1972

#### Paralympic Games

-  Graham Condon – Discus Throw 3
-  Eve Rimmer – Pentathlon 3
-  Eve Rimmer – Shot Put 3
-  Graeme Marett – Discus Throw 2
-  Eve Rimmer – Discus Throw 3
-  Eve Rimmer – Javelin Throw 3
-  Graeme Marett – Pentathlon 2
-  Jim Savage – Shot Put 3

### 1976

#### Paralympic Games












-  Bill Lean – Shot Put 4
-  Dennis Miller – 60m 1C
-  Dennis Miller – Slalom 1C
-  Eve Rimmer – Discus 3
-  Eve Rimmer – Javelin 3
-  Eve Rimmer – Pentathlon 3
-  Eve Rimmer – Shot Put 3
-  Brian McNicholl – Slalom 4
-  Ross Hynds – Discus 1C

### 

Jim Savage – Shot Put 3

### 1980

#### Paralympic Games

-  Graham Condon – Discus 2
-  Kaye Firth – Pentathlon B
-  Patricia Hill – Slalom 2
-  Dennis Miller – Slalom 1C
-  Eve Rimmer – Shot Put 3
-  John Eden – High Jump C
-  Patricia Hill – 200m 2
-  Ross Hynds – Discus 1C
-  Graham Condon – Slalom 2
-  Patricia Hill – 400m 2
-  Ross Hynds – Shot Put 1C
-  Dennis Miller – 60m 1C
-  Tewai Skipwith – Discus A

### 1984

#### Paralympic Games

-  Denise Cook – Discus Throw C5
-  Denise Cook – Shot Put C5
-  Robert Courtney – 100m 4
-  Michelle Hadfield – 200m 3
-  Michelle Hadfield – Pentathlon 3
-  Patricia Hill – Slalom 2
-  Dennis Miller – Slalom 1C
-  Denise Cook – Club Throw C5
-  Denise Cook – Javelin Throw C5

- S** Michelle Hadfield – 100m 3
- S** Michelle Hadfield – Slalom 3
- S** Patricia Hill – Marathon 2
- S** Patricia Hill – Pentathlon 2
- S** Michael O’Callaghan – 1500m A6
- S** Michael O’Callaghan – 5000m A6
- B** Graham Condon – Marathon 2
- B** Graham Condon – Slalom 2
- B** Robert Courtney – 100m 1A-6
- B** Ross Hynds – Discus Throw 1C

### **1988**

#### Paralympic Games

- S** Graham Condon – Slalom 2
- S** Lesli Mancktelow – 100m B3
- S** Stuart Minifie – 200m 1C
- B** Grant Buchanan – Discus 1C
- B** Grant Buchanan – Shot Put 1C
- B** Patricia Hill – Marathon 2
- B** Patricia Hill – Slalom 2
- B** Lesli Mancktelow – Long Jump B3
- B** David Mills – Marathon B2

### **1992**

#### Paralympic Games

- G** Cristeen Smith – 100m TW2

### **1992**

#### Commonwealth Games

- B** Ben Lucas – Marathon T54

### **1996**

#### Paralympic Games

- G** Peter Martin – Shot Put F52
- G** Cristeen Smith – 200m T51
- S** David MacCalman – Javelin Throw F51
- S** Peter Martin – Javelin Throw F52
- S** Cristeen Smith – 800m T51
- B** Jeferey Muralt – 400m T53

### **1998**

#### IPC World Para Athletics Championships

- G** Corrine Rowe – Javelin Throw F40
- G** David MacCalman – Pentathlon F51-53
- G** David MacCalman – Shot Put F52
- G** Peter Martin – Shot Put F53
- S** Corrine Rowe – Shot Put F40
- S** Corrine Rowe – Discus Throw F40
- S** David MacCalman – Javelin Throw F52
- S** Matt Slade – 400m T37
- S** Peter Martin – Pentathlon F51-53
- B** Matt Slade – 200m T37
- B** Matt Slade – 100m T37

- B** Tanya Bradley – High Jump F20

### **2000**

#### Paralympic Games

- G** John Dowall – Javelin Throw F44
- G** David MacCalman – Javelin F52
- G** David MacCalman – Pentathlon P53
- G** Peter Martin – Shot Put F53
- S** John Dowall – Shot Put F44
- S** Tim Prendergast – 1500m T13
- S** Tim Prendergast – 800m T13
- S** Matt Slade – 200m T37
- B** Peter Martin – Pentathlon P53
- B** Matt Slade – 100m T37

### **2002**

#### IPC World Para Athletics Championships

- G** Tim Prendergast – 800m T13
- G** Peter Martin – Javelin Throw F52
- G** Peter Martin – Shot Put F52
- S** Matt Slade – 200m T37
- S** Tim Prendergast – 1500m T13
- S** David MacCalman – Javelin Throw F52
- S** David MacCalman – Shot Put F52
- S** Peter Martin – Discus Throw F52
- B** Matt Slade – 100m T37

### **2004**

#### Paralympic Games

- G** Peter Martin – Shot Put F52
- G** Peter Martin – Javelin Throw F52
- G** Tim Prendergast – 800m T13
- G** Matt Slade – 200m T37
- B** Peter Martin – Discus Throw F52

### **2006**

#### IPC World Para Athletics Championships

- G** Peter Martin – Javelin Throw F52
- G** Peter Martin – Shot Put F52
- G** Matt Slade – 200m T37
- S** Jessica Hamill – Shot Put F32/33/34
- S** Matt Slade – 100m T37
- S** Tim Prendergast – 800m T13
- S** Tim Prendergast – 1500m T13
- B** Kate Horan – 200m T44

#### IPC World Indoor Championships

- G** Tim Prendergast – 800m T13
- S** Matt Slade – 400m T37
- B** Matt Slade – 60m T37


## **2008**

Paralympic Games

 Kate Horan – 200m T44

## **2010**

Commonwealth Games

 Jessica Hamill – F33/34 Shot Put

## **2013**


IPC World Para Athletics Championships


 Holly Robinson – Javelin Throw F46


## **2015**

IPC World Para Athletics Championships

 Jessica Hamill – Shot Put F34

 Rory McSweeney –  
Javelin Throw F42/43/44

 Holly Robinson – Javelin Throw F46

 Anna Grimaldi – Long Jump T47


## **2016**


Paralympic Games


 Anna Grimaldi – Long Jump T47


 Liam Malone – 200m T44


 Liam Malone – 400m T44

 Liam Malone – 100m T44

 Holly Robinson – Javelin Throw F46

 Jessica Hamill – Shot Put F34

 Rory McSweeney – Javelin Throw F44


 William Stedman – 400m T36


 William Stedman – 800m T36

## **2017**

World Para Athletics Championships

 William Stedman – 800m T36

 Holly Robinson – Javelin Throw F46

 Jessica Hamill – Shot Put F34

 B

Keegan Pitcher – 400m T36

 B

Keegan Pitcher – 800m T36

## **2018**

Commonwealth Games


 Holly Robinson – Javelin Throw F46


## **2019**


World Para Athletics Championships


 Lisa Adams – Shot Put F37

 Danielle Aitchison – 200m T37

 Anna Grimaldi – Long Jump T45/46/47

 Holly Robinson – Javelin Throw T45/46


 William Stedman – 400m T36


 William Stedman – 800m T36

## **2020 (held in 2021)**


Paralympic Games


 Lisa Adams – Shot Put F37


 Anna Grimaldi – Long Jump T47

 Holly Robinson – Javelin Throw F46

 Danielle Aitchison – 200m T36

 William Stedman – Long Jump T36

 William Stedman – 400m T36

 Danielle Aitchison – 100m T36

## New Zealand Para Athletes at Major Championships 1968 - 2021

(note: for track and field competitions, top 8 includes medallists, top 16 includes top 8)

### Paralympic Games 1968 – Tel Aviv, ISR

10 athletes (9M, 1W)

<b>Novice 60m A</b>	Rex Pattorini	h19th
<b>SP A</b>	Len Campbell	q20th
	Leo Close	q23rd
	Graeme Marett	q27th
<b>SP B</b>	Jim Savage	4 <sup>th</sup>
	Graham Condon	q18th
<b>SP C</b>	Eve Rimmer	
	Bill Lean	5th
	Bill Plessius	6 <sup>th</sup>
	Reuben Ngata	q28th
<b>DT A</b>	Leo Close	4 <sup>th</sup>
	Len Campbell	5 <sup>th</sup>
	Graeme Marett	q11th
<b>DT B</b>	Jim Savage	q8th
	Graham Condon	q10th
<b>DT C</b>	Eve Rimmer	
	Bill Lean	q9th
	Bill Plessius	q13th
<b>CT A</b>	Leo Close	q29th
	Len Campbell	q36th
<b>CT B</b>	Jim Savage	q11th
<b>CT C</b>	Reuben Ngata	q18th
<b>JT A</b>	Graeme Marett	q17th
	Leo Close	q18th
<b>JT B</b>	Jim Savage	q13th
	Graham Condon	q17th
<b>JT C</b>	Eve Rimmer	
	Bill Plessius	q28th
<b>JT Precision</b>	Eve Rimmer	q23rd
	Leo Close (Precision)	q30th
	Bill Lean	q35th
	Rex Pattorini	q62nd

4 medals

8 top 8

14 top 16

### Paralympic Games 1972 – Heidelberg, GER

10 athletes (7M, 3W)

<b>60m W/C 3</b>	Eve Rimmer	28 <sup>th</sup>
	Neroli Fairhall	h17th

<b>4x60m Open</b>	Dennis Miller	12 <sup>th</sup>
<b>100m 2</b>	Dennis Miller	h12 <sup>th</sup>
<b>SP 1B</b>	Tina Morgan	6 <sup>th</sup>
	Keith McCormick	11 <sup>th</sup>
<b>SP 2</b>	Leo Close	13 <sup>th</sup>
	Graham Marett	4 <sup>th</sup>
<b>SP 3</b>	Eve Rimmer	<b>G</b>
	Jim Savage	<b>B</b>
	Neroli Fairhall	13 <sup>th</sup>
<b>DT</b>	Graeme Marett	<b>S</b>
<b>DT 1B</b>	Tina Morgan	5 <sup>th</sup>
<b>DT 2</b>	Leo Close	5 <sup>th</sup>
<b>DT 3</b>	Graham Condon	<b>G</b>
	Eve Rimmer	<b>S</b>
	Jim Savage	4 <sup>th</sup>
	Neroli Fairhall	11 <sup>th</sup>
<b>JT 1B</b>	Keith McCormick	17 <sup>th</sup>
	Tina Morgan	6 <sup>th</sup>
<b>JT 2</b>	Graeme Marett	7 <sup>th</sup>
	Leo Close	13 <sup>th</sup>
<b>JT 3</b>	Eve Rimmer	<b>S</b>
<b>JT B3</b>	Jim Savage	12 <sup>th</sup>
<b>JT Precision</b>	Dennis Miller	h12 <sup>th</sup>
<b>Pen</b>	Graeme Marett	<b>B</b>
<b>Pen 2</b>	Leo Close	5 <sup>th</sup>
<b>Pen 3</b>	Eve Rimmer	<b>G</b>
	Chris Nicholls	5 <sup>th</sup>
	Jim Savage	7 <sup>th</sup>
<b>Sla 2</b>	Dennis Miller	4 <sup>th</sup>
<b>8 medals</b>	<b>19 top 8</b>	<b>26 top 16</b>

## Paralympic Games 1976 – Toronto, CAN

12 athletes (11M, 1W)

<b>60m 1C</b>	Dennis Miller	<b>G</b>
	Ross Hynds	h15 <sup>th</sup>
<b>400m 3</b>	Jim Savage	17 <sup>th</sup>
	Fred Creba	h20 <sup>th</sup>
<b>SP 1C</b>	Ross Hynds	6 <sup>th</sup>
	Dennis Miller	8 <sup>th</sup>
<b>SP 2</b>	Doug Moore	10 <sup>th</sup>
	Graeme Marett	14 <sup>th</sup>
<b>SP 3</b>	Eve Rimmer	<b>G</b>
	Jim Savage	<b>B</b>
	Fred Creba	9 <sup>th</sup>
	???? London	10 <sup>th</sup>
<b>SP 4</b>	Bill Lean	<b>G</b>
	Brian McNicholl	4 <sup>th</sup>
	Reuben Ngata	12 <sup>th</sup>
<b>DT 1C</b>	Ross Hynds	<b>B</b>
	Dennis Miller	10 <sup>th</sup>
<b>DT 2</b>	Graeme Marett	6 <sup>th</sup>
	Doug Moore	12 <sup>th</sup>
<b>DT 3</b>	Eve Rimmer	<b>G</b>

	???? London	5 <sup>th</sup>
	Fred Creba	14 <sup>th</sup>
	Jim Savage	17 <sup>th</sup>
<b>DT 4</b>	Bill Lean	7 <sup>th</sup>
	Reuben Ngata	23 <sup>rd</sup>
<b>JT 1C</b>	Dennis Miller	4 <sup>th</sup>
	Ross Hynds	6 <sup>th</sup>
<b>JT 2</b>	Doug Moore	6 <sup>th</sup>
	Graeme Marett	12 <sup>th</sup>
<b>JT 3</b>	Eve Rimmer	<b>G</b>
	Fred Creba	26 <sup>th</sup>
<b>JT 4</b>	Bill Lean	13 <sup>th</sup>
	Paul Chambers	16 <sup>th</sup>
	Reuben Ngata	17 <sup>th</sup>
<b>JT B3</b>	Jim Savage	15 <sup>th</sup>
<b>JT Precision 1C-5</b>	Eve Rimmer	q14 <sup>th</sup>
	Ross Hynds	21 <sup>st</sup>
	Reuben Ngata	39 <sup>th</sup>
	Doug Moore	44 <sup>th</sup>
<b>Pen 1C</b>	Ross Hynds	6 <sup>th</sup>
<b>Pen 3</b>	Eve Rimmer	<b>G</b>
	Jim Savage	8 <sup>th</sup>
<b>Sla 1C</b>	Dennis Miller	<b>G</b>
	Ross Hynds	8 <sup>th</sup>
<b>Sla 3</b>	???? London	16 <sup>th</sup>
<b>Sla 4</b>	Brian McNicholl	<b>S</b>
	Reuben Ngata	20 <sup>th</sup>

10 medals

22 top 8

35 top 16

## Paralympic Games 1980 – Arnhem, NED

15 athletes (10M, 5W)

<b>60m 1C</b>	Dennis Miller	<b>B</b>
<b>60m A</b>	Tewai Skipwith	8 <sup>th</sup>
<b>100m 2</b>	Graham Condon	2 <sup>nd</sup> H3
	Greg Cochrane	4 <sup>th</sup> H2
<b>100m B</b>	Latoatama Halatau	1 <sup>st</sup> H14
<b>100m C</b>	John Eden	6 <sup>th</sup>
<b>200m 2</b>	Patricia Hill	<b>S</b>
	Graham Condon	1 <sup>st</sup> H3
	Patricia Hill	2 <sup>nd</sup> H1
	Greg Cochrane	3 <sup>rd</sup> H2
<b>200m 3</b>	Neroli Fairhall	DNS
<b>400m 2</b>	Patricia Hill	<b>B</b>
	Graham Condon	5 <sup>th</sup>
	Greg Cochrange	3 <sup>rd</sup> H3
<b>400m 3</b>	Neroli Fairhall	DNS
<b>400m B</b>	Kaye Firth	2 <sup>nd</sup> H4
<b>400m C</b>	John Eden	6 <sup>th</sup>
<b>LJ B</b>	Kaye Firth	DNS
<b>LJ C</b>	John Eden	8 <sup>th</sup>
<b>LJ D</b>	Brian Forggatt	10 <sup>th</sup>
<b>HJ C</b>	John Eden	<b>S</b>
<b>HJ D</b>	Brian Froggatt	11 <sup>th</sup>

<b>SP 1B</b>	Chris Moran	12 <sup>th</sup>
<b>SP 1C</b>	Ross Hynds	<b>B</b>
	Ken Raymond	7 <sup>th</sup>
	Dennis Miller	9 <sup>th</sup>
<b>SP 2</b>	Patricia Hill	6 <sup>th</sup>
<b>SP 3</b>	Eve Rimmer	<b>G</b>
	Jim Savage	6 <sup>th</sup>
<b>SP A</b>	Tewai Skipwith	5 <sup>th</sup>
<b>SP B</b>	Latoatama Halatau	8 <sup>th</sup>
<b>DT 1B</b>	Chris Moran	5 <sup>th</sup>
<b>DT 1C</b>	Ross Hynds	<b>S</b>
	Ken Raymond	4 <sup>th</sup>
	Dennis Miller	10 <sup>th</sup>
<b>DT 2</b>	Graham Condon	<b>G</b>
	Patricia Hill	5 <sup>th</sup>
<b>DT 3</b>	Eve Rimmer	6 <sup>th</sup>
	Neroli Fairhall	DNS
	Jim Savage	12 <sup>th</sup>
<b>DT A</b>	Tewai Skipwith	<b>B</b>
<b>DT B</b>	Kaye Firth	5 <sup>th</sup>
	Latoatama Halatau	12 <sup>th</sup>
<b>DT D</b>	Brianna Froggatt	17 <sup>th</sup>
<b>CT 1B</b>	Chris Moran	6 <sup>th</sup>
<b>JT 1C</b>	Ross Hynds	4 <sup>th</sup>
	Ken Raymond	6 <sup>th</sup>
	Dennis Miller	9 <sup>th</sup>
<b>JT 2</b>	Patricia Hill	4 <sup>th</sup>
<b>JT 3</b>	Eve Rimmer	7 <sup>th</sup>
<b>JT A</b>	Tewai Skipwith	9 <sup>th</sup>
<b>JT B</b>	Latoatama Halatau	13 <sup>th</sup>
<b>JT B3</b>	Jim Savage	q11 <sup>th</sup>
<b>JT D</b>	Brian Froggatt	16 <sup>th</sup>
<b>Pen</b>	Eve Rimmer	4 <sup>th</sup>
<b>Pen 1C</b>	Ross Hynds	6 <sup>th</sup>
<b>Pen 3</b>	Jim Savage	6 <sup>th</sup>
<b>Pen B</b>	Kaye Firth	<b>G</b>
<b>Pen D</b>	Brian Froggatt	5 <sup>th</sup>
<b>Sla 1C</b>	Dennis Miller	<b>G</b>
<b>Sla 2</b>	Patricia Hill	<b>G</b>
	Graham Condon	<b>B</b>

13 medals

37 top 8

48 top 16

## Paralympic Games 1984 – New York, USA & Stoke Mandeville, GBR

10 athletes (7M, 3W)

### Athletes to USA

<b>400m A6</b>	Michael O'Callaghan	6 <sup>th</sup> SF
<b>1500m A6</b>	Michael O'Callaghan	<b>S</b>
<b>5000m A6</b>	Michael O'Callaghan	<b>S</b>
<b>SP C5</b>	Denise Cook	<b>G</b>
<b>DT C5</b>	Denise Cook	<b>G</b>
<b>JT C5</b>	Denise Cook	<b>S</b>
<b>CT C5</b>	Denise Cook	<b>S</b>



## Athletes to GBR

100m 1C	Dennis Miller	6 <sup>th</sup>
100m 1A-6	Robert Courtney	
	Michelle Hadfield	5 <sup>th</sup>
100m 2	Greg Cochrane	3 <sup>rd</sup> H4
100m 3	Michelle Hadfield	
100m 4	Robert Courtney	
200m 1C	Dennis Miller	5 <sup>th</sup>
200m 2	Greg Cochrane	5 <sup>th</sup> SF
200m 3	Michelle Hadfield	
200m 4	Robert Courtney	5 <sup>th</sup>
400m 1C	Dennis Miller	4 <sup>th</sup> SF
400m 2	Greg Cochrane	3 <sup>rd</sup> SF
400m 4	Robert Courtney	3 <sup>rd</sup> SF
800m 2	Patricia Hill	4 <sup>th</sup>
	Graham Condon	4 <sup>th</sup> SF
	Greg Cochrane	4 <sup>th</sup> H2
800m 3	Morice Hennessy	6 <sup>th</sup> SF
1500m 3	Morice Hennessy	5 <sup>th</sup> H2
5000m 2	Patricia Hill	4 <sup>th</sup>
	Graham Condon	5 <sup>th</sup>
5000m 3	Morice Hennessy	7 <sup>th</sup>
SP 1C	Ross Hynds	5 <sup>th</sup>
DT 1C	Ross Hynds	
DT 2	Graham Condon	6 <sup>th</sup>
JT 1C	Ross Hynds	DNS
Pen 1C	Ross Hynds	5 <sup>th</sup>
Pen 2	Patricia Hill	
	Graham Condon	6 <sup>th</sup>
Pen 3	Michelle Hadfield	
Mar 1C	Dennie Miller	DNS
Mar 2	Patricia Hill	
	Graham Condon	
	Greg Cochrane	10 <sup>th</sup>
Mar 3	Morice Hennessy	4 <sup>th</sup>
Mar 4	Robert Courtney	DNS
Sla 1C	Dennis Miller	
Sla 2	Patricia Hill	
	Graham Condon	
Sla 3	Michelle Hadfield	
	Morice Hennessy	4 <sup>th</sup>
Sla 4	Robert Courtney	6 <sup>th</sup>

19 medals

34 top 8

35 top 16

## Paralympic Games 1988 – Seoul, KOR

11 athletes (7M, 4W)

100m 1C	Stuart Minifie	5 <sup>th</sup>
100m A6A8A9L4	Brad Vear	6 <sup>th</sup>
100m B3	Leslie Mancktelow	
200m 1B	Stelios Meimaris	6 <sup>th</sup> H1
200m 1C	Stuart Minifie	
200m A6A8A9L4	Brad Vear	4 <sup>th</sup>

<b>400m 1C</b>	Stuart Minifie	6 <sup>th</sup>
<b>400m A6A8A9L4</b>	Brad Vear	5 <sup>th</sup>
<b>800m B3</b>	Leslie Mancktelow	6 <sup>th</sup>
<b>5000m 2</b>	Graham Condon	5 <sup>th</sup> H
<b>5000m 3</b>	Morice Hennessy	9 <sup>th</sup>
<b>10,000m 2</b>	Graham Condon	9 <sup>th</sup>
<b>10,000m 3</b>	Morice Hennessy	7 <sup>th</sup>
<b>LJ A6A8A9L4</b>	Brad Vear	6 <sup>th</sup>
<b>LJ B3</b>	Leslie Mancktelow	<b>B</b>
<b>SP 1C</b>	Grant Buchanan	<b>B</b>
<b>SP C4</b>	Janette Cordery	4 <sup>th</sup>
<b>SP C7</b>	Yvonne Mills	8 <sup>th</sup>
<b>DT 1C</b>	Grant Buchanan	<b>B</b>
<b>JT C7</b>	Yvonne Mills	6 <sup>th</sup>
<b>Mar 2</b>	Patricia Hill	<b>B</b>
	Graham Condon	17 <sup>th</sup>
<b>Mar 3</b>	Morice Hennessy	6 <sup>th</sup>
<b>Mar B2</b>	David Mills	<b>B</b>
<b>Sla 1B</b>	Stelio Meimaris	4 <sup>th</sup>
<b>Sla 1C</b>	Grant Buchanan	4 <sup>th</sup>
<b>Sla 2</b>	Graham Condon	<b>S</b>
	Patricia Hill	<b>B</b>

9 medals

23 top 8

25 top 16

## Paralympic Games 1992 – Barcelona, ESP

6 athletes (4M, 2W)

<b>100m TW2</b>	Cristeen Smith	<b>G</b>
	Dave MacCalman	7 <sup>th</sup> H1
<b>100m TW3</b>	Evan Clulee	5 <sup>th</sup> H2
<b>200m TW2</b>	Cristeen Smith	DNS
<b>200m TW3</b>	Evan Clulee	5 <sup>th</sup> H1
<b>400m TW2</b>	Cristeen Smith	4 <sup>th</sup>
<b>400m TW3</b>	Evan Clulee	8 <sup>th</sup> H1
<b>400m TW4</b>	Gavin Foulsham	4 <sup>th</sup> H3
<b>800m TW2</b>	Cristeen Smith	6 <sup>th</sup>
	Dave MacCalman	8 <sup>th</sup> H1
<b>800m TW3</b>	Evan Clulee	8 <sup>th</sup> H1
<b>800m TW4</b>	Gavin Foulsham	5 <sup>th</sup> H2
<b>1500m TW3-4</b>	Gavin Foulsham	11 <sup>th</sup> SF
<b>SP THW2</b>	Dave MacCalman	4 <sup>th</sup>
<b>SP THW3</b>	Ross Hynds	7 <sup>th</sup>
<b>SP THW7</b>	Denisa Gow	6 <sup>th</sup>
<b>DT THW2-3</b>	Dave MacCalman	12 <sup>th</sup>
<b>DT THW3</b>	Ross Hynds	8 <sup>th</sup>
<b>DT THW7</b>	Denisa Gow	5 <sup>th</sup>
<b>JT THW2</b>	Dave MacCalman	5 <sup>th</sup>
<b>JT THW3</b>	Ross Hynds	4 <sup>th</sup>
<b>Mar TW3-4</b>	Gavin Foulsham	DNS

1 medal

10 top 8

11 top 16

## Paralympic Games 1996 – Atlanta, USA

## 7 athletes (6M, 1W)

200m T51	Cristeen Smith	
400m T51	Cristeen Smith	5 <sup>th</sup>
400m T53	Jeferey Muralt	
800m T51	Cristeen Smith	
	Carey Lineham	5 <sup>th</sup> H2
800m T53	Jeferey Muralt	5 <sup>th</sup> H3
1500m T51	Carey Lineham	12 <sup>th</sup>
1500m T52-53	Jeferey Muralt	DNS Final
5000m T52-53	Ben Lucas	11 <sup>th</sup>
	Jeferey Muralt	2 <sup>nd</sup> H1
10,000m T52-53	Ben Lucas	6 <sup>th</sup> H3
LJ F44	John Dowall	4 <sup>th</sup>
SP F43-44	John Dowall	4 <sup>th</sup>
SP F51	Dave MacCalman	6 <sup>th</sup>
SP F52	Peter Martin	
DT F43-44	John Dowall	6 <sup>th</sup>
DT F52	Peter Martin	11 <sup>th</sup>
JT F43-44	John Dowall	8 <sup>th</sup>
JT F51	Dave MacCalman	
JT F52	Peter Martin	
Mar T51	Carey Lineham	12 <sup>th</sup>
Mar T52-53	Ben Lucas	8 <sup>th</sup>









6 medals

13 top 8

17 top 16

## IPC World Para Athletic Championships 1998 – Birmingham, GBR

### 13 athletes (10M, 3W)

100m T20	Tanya Bradley	4 <sup>th</sup>
100m T35	Anthony Brodrick	9 <sup>th</sup>
100m T37	Matt Slade	
100m T55	Clinton Penney	8 <sup>th</sup> H1
200m T35	Anthony Brodrick	9 <sup>th</sup>
200m T37	Matt Slade	
200m T55	Clinton Penney	5 <sup>th</sup> H2
400m T36	Anthony Brodrick	7 <sup>th</sup>
400m T37	Matt Slade	
500m T46	David Collie	8 <sup>th</sup>
800m T20	Donna Wotton	6 <sup>th</sup>
800m T55	Gavin Foulsham	4 <sup>th</sup> H2
1500m T46	David Collie	8 <sup>th</sup>
1500m T55	Gavin Foulsham	9 <sup>th</sup>
3000m T20	Donna Wotton	6 <sup>th</sup>
5000m T55	Ben Lucas	6 <sup>th</sup>
	Gavin Foulsham	4 <sup>th</sup>
10000m T55	Ben Lucas	9 <sup>th</sup>
LJ F20	Tanya Bradley	DNS
LJ F44	John Dowall	6 <sup>th</sup>
HJ F20	Tanya Bradley	
SP F40	Corrine Rowe	
SP F52	David MacCalman	
SP F53	Peter Martin	
	Dean Probyn	11 <sup>th</sup>
DT F40	Corrine Rowe	

<b>DT F44</b>	John Dowall	4 <sup>th</sup>
<b>DT F53</b>	Dean Probyn	5 <sup>th</sup> H2
<b>JT F40</b>	Corrine Rowe	
<b>JT F52</b>	David MacCalman	
<b>JT F53</b>	Peter Martin	5 <sup>th</sup>
<b>Pen P44</b>	John Dowall	2 <sup>nd</sup>
<b>Pen F51-53</b>	David MacCalman	
	Peter Martin	
<b>Mar T55</b>	Ben Lucas	8 <sup>th</sup>
	Gavin Foulsham	DNS

**12 medals      25 top 8      30 top 16**

## Paralympic Games 2000 – Sydney, AUS




9 athletes (8M, 1W)







<b>100m T20</b>	Tanya Bradley	9 <sup>th</sup>
<b>100m T37</b>	Matt Slade	
<b>200m T20</b>	Tanya Bradey	6 <sup>th</sup>
<b>200m T37</b>	Matt Slade	
<b>400m T37</b>	Matt Slade	4 <sup>th</sup>
<b>400m T54</b>	Gavin Foulsham	5 <sup>th</sup> SF
<b>500m T54</b>	Gavin Foulsham	12 <sup>th</sup>
<b>800m T13</b>	Tim Prendergast	
<b>800m T54</b>	Gavin Foulsham	6 <sup>th</sup>
<b>1500m T13</b>	Tim Prendergast	
<b>5000m T52-53</b>	Ben Lucas	7 <sup>th</sup>
<b>10,000m T52-53</b>	Ben Lucas	10 <sup>th</sup>
<b>HJ T20</b>	Tanya Bradley	5 <sup>th</sup>
<b>SP F44</b>	John Dowall	
<b>SP F52</b>	Dave MacCalman	
<b>SP F53</b>	Peter Martin	
<b>DT F44</b>	John Dowall	8 <sup>th</sup>
<b>DT F53</b>	Peter Martin	6 <sup>th</sup>
<b>JT F44</b>	John Dowall	
<b>JT F52</b>	Dave MacCalman	
<b>JT F53</b>	Peter Martin	5 <sup>th</sup>
<b>Pen P44</b>	John Dowall	6 <sup>th</sup>
<b>Pen F53</b>	Peter Martin	
<b>Pen P51-53</b>	Dave MacCalman	
<b>Mar T46</b>	Davie Collie	12 <sup>th</sup>
<b>Mar T52-53</b>	Ben Lucas	13 <sup>th</sup>
<b>Mar T54</b>	Gavin Foulsham	9 <sup>th</sup>

**11 medals      20 top 8      26 top 16**

## IPC World Para Athletic Championships 2002 – Villeneuve d'Ascq, FRA

6 athletes (6M, 0W)

<b>100m T37</b>	Matt Slade	
<b>200m T37</b>	Matt Slade	
<b>800m T13</b>	Tim Prendergast	

<b>1500m T13</b>	Tim Prendergast	
<b>SP F44</b>	John Dowall	5 <sup>th</sup>
<b>SP F52</b>	Peter Martin	
	David MacCalman	
<b>DT F44</b>	John Dowall	5 <sup>th</sup>
<b>DT F52</b>	Peter Martin	
<b>JT F44</b>	John Dowall	5 <sup>th</sup>
<b>JT F52</b>	Peter Martin	
	David MacCalman	
<b>Pen P44</b>	John Dowall	DNS
<b>Mar T54</b>	Gavin Foulsham	16 <sup>th</sup>

**9 medals      12 top 8      13 top 16**

## Paralympic Games 2004 – Athens, GRE









7 athletes (6M, 1W)

<b>100m T37</b>	Matt Slade	5 <sup>th</sup>
<b>100m T46</b>	Kate Horan	5 <sup>th</sup> H1
<b>200m T37</b>	Matt Slade	
<b>400m T46</b>	Kate Horan	7 <sup>th</sup>
<b>800m T13</b>	Tim Prendergast	
<b>1500m T13</b>	Tim Prendergast	4 <sup>th</sup>
<b>SP F33-34</b>	Terry Faleva'ai	8 <sup>th</sup>
<b>SP F52</b>	Peter Martin	
	Dave MacCalman	9 <sup>th</sup>
<b>SP F56</b>	Willie Beattie	12 <sup>th</sup>
<b>DT F52</b>	Peter Martin	
<b>DT F56</b>	Willie Beattie	8 <sup>th</sup>
<b>JT F52</b>	Peter Martin	
<b>JT F52-53</b>	Dave MacCalman	12 <sup>th</sup>

**5 medals      10 top 8      13 top 16**

## IPC World Para Athletic Championships 2006 – Assen, NED

7 athletes (5M, 2W)

<b>100m T37</b>	Matt Slade		12.28
<b>100m T44</b>	Kate Horan	4 <sup>th</sup>	14.15 (+2.0)
<b>200m T37</b>	Matt Slade		31.12 (-0.9)
<b>200m T44</b>	Kate Horan		28.59
<b>800m T13</b>	Tim Prendergast		1:56.15
<b>1500m T13</b>	Tim Prendergast		4:10.55
<b>LJ T44</b>	Kate Horan	8 <sup>th</sup>	3.97
<b>SP F32/33/34</b>	Jessica Hamill		7 6.99
<b>SP F34</b>	Terry Falevaai	4 <sup>th</sup>	8.98
<b>SP F52</b>	Peter Martin		8.93
<b>DT F33/34</b>	Terry Falevaai	10 <sup>th</sup>	24.45
<b>DT F33/34/51/52/53</b>	Jessica Hamill	7 <sup>th</sup>	16.55
<b>DT F52</b>	Peter Martin	6 <sup>th</sup>	
<b>JT F33/34/52/53</b>	Jessica Hamill	7 <sup>th</sup>	13.80
<b>JT F33/34/56</b>	Terry Falevaai	7 <sup>th</sup>	20.08
<b>JT F52</b>	Peter Martin		18.58
<b>Mar T55</b>	Gavin Foulsham	25 <sup>th</sup>	

8 medals      15 top 8      16 top 16

## IPC World Indoor Championships 2006 – Bollnas, SWE


3 athletes (3M, 0W)

60m T36	Cameron Calkoen	3 <sup>rd</sup> H	9.06
60m T37	Matt Slade		7.90
400m T37	Matt Slade		01:00.72
800m T13	Tim Prendergast		01:56.93
JT F46	Holly Robinson		34.47

4 medal      4 top 8      4 top 16

## Paralympic Games 2008 – Beijing, CHN

5 athletes (3M, 2W)

100m T37	Matt Slade	4 <sup>th</sup>	12.46
100m T44	Kate Horan	5 <sup>th</sup>	28.36
200m T37	Matt Slade	5 <sup>th</sup> H2	25.53
200m T44	Kate Horan		14.04
800m T13	Tim Prendergast	6 <sup>th</sup>	01:56.28
1500m T13	Tim Prendergast	5 <sup>th</sup>	04:09.09
5000m T13	Tim Prendergast	4 <sup>th</sup>	15:13.60
SP F32-33-34-52-53	Jessica Hamill	11 <sup>th</sup>	6.77
SP F33-34-52	Terry Faleva'ai	12 <sup>th</sup>	9.65
DT F32-33-34-52-53	Jessica Hamill	7 <sup>th</sup>	19.27
JT F33-34-52-53	Jessica Hamill	10 <sup>th</sup>	13.68

1 medal      7 top 8      10 top 16

## IPC World Para Athletic Championships 2011 – Christchurch, NZL

8 athletes (5M, 3W)

100m T44	Kate Horan	7 <sup>th</sup>	14.13
200m T44	Kate Horan	4 <sup>th</sup>	29.17
400m T54	Matt Lack	5 <sup>th</sup> H1	51.63
800m T54	Matt Lack	8 <sup>th</sup>	1:39.00
1500m T13	Tim Prendergast	7 <sup>th</sup>	04:50.09
1500m T20	Sunil Fernandez-Ritchie	9 <sup>th</sup> H1	04:49.56
1500m T54	Matt Lack	6 <sup>th</sup> H1	03:17.42
SP F32/33/34	Jessica Hamill	6 <sup>th</sup>	7.34
SP F42	Joe Flavell	7 <sup>th</sup>	11.17
SP F42/44/46	Holly Robinson	7 <sup>th</sup>	8.43
JT F33/34/52/53	Jessica Hamill	8 <sup>th</sup>	14.36
JT F44	Rory McSweeney	8 <sup>th</sup>	42.71
JT F46	Holly Robinson	5 <sup>th</sup>	30.44

0 medals      10 top 8      10 top 16

## Paralympic Games 2012 – London, GBR


3 athletes (2M, 1W)

800m T13	Tim Prendergast	5 <sup>th</sup>	01:55.85
1500m T13	Tim Prendergast	6 <sup>th</sup>	03:53.60
SP F52-53	Peter Martin	5 <sup>th</sup>	8.62
JT F46	Holly Robinson	7 <sup>th</sup>	32.58
JT F52-53	Peter Martin	6 <sup>th</sup>	15.26

0 medals      5 top 8      5 top 16

## IPC World Para Athletic Championships 2013 – Lyon, FRA




2 athletes (1M, 1W)

JT F44	Rory McSweeney		6 <sup>th</sup>	49.95
JT F46	Holly Robinson			34.47

1 medal      2 top 8      2 top 16

## IPC World Para Athletic Championships 2015 – Doha, QAT

8 athletes (4M, 4W)

100m T35	Will O'Neill	6 <sup>th</sup> H1	14.85	
100m T43	Liam Malone	5 <sup>th</sup>	11.42	
100m T47	Anna Grimaldi	6 <sup>th</sup> H1	13.34	
200m T35	Will O'Neill	6 <sup>th</sup> H2	30.49	
200m T36	William Stedman	6 <sup>th</sup> H1	26.72	
200m T43	Liam Malone	6 <sup>th</sup>	22.90	
200m T47	Anna Grimaldi	5 <sup>th</sup>	26.53	
LJ T36	William Stedman	7 <sup>th</sup>	5.01	
LJ T47	Anna Grimaldi		5.41	
	Holly Robinson	12 <sup>th</sup>	4.40	
SP F34	Jessica Hamill		7.43	
JT F37	Caitlin Dore	8 <sup>th</sup>	21.75	
JT F42/43/44	Rory McSweeney		55.80	
JT F46	Holly Robinson		38.18	

4 medals      9 top 8      10 top 16

## Paralympic Games 2016 – Rio de Janeiro, BRA

8 athletes (4M, 4W)






100m T35	Jacob Phillips	8 <sup>th</sup>	14.14 (-0.3)
100m T44	Liam Malone		11.02 (+0.1)
100m T47	Anna Grimaldi	4 <sup>th</sup>	12.96 (+0.2)
200m T35	Jacob Phillips	8 <sup>th</sup>	29.10 (+0.4)
200m T44	Liam Malone		21.06 (+0.6)
400m T36	William Stedman		55.69
400m T44	Liam Malone		46.20
800m T36	William Stedman		02:11.98
LJ T36	William Stedman	5 <sup>th</sup>	5.35 (-0.5)
LJ T45-47	Anna Grimaldi		5.62 (+0.6)

<b>SP F34</b>	Jessica Hamill		7.54
<b>JT F37</b>	Caitlin Dore	7 <sup>th</sup>	20.87
<b>JT F44</b>	Rory McSweeney		54.99
<b>JT F46</b>	Holly Robinson		41.22

**9 medals      14 top 8      14 top 16**

## World Para Athletic Championships 2017 – London, GBR


6 athletes (3M, 3W)

<b>100m T47</b>	Anna Grimaldi	DNS	
<b>200m T36</b>	Keegan Pitcher	7 <sup>th</sup>	25.53
<b>200m T47</b>	Anna Grimaldi	4 <sup>th</sup> H1	26.77
<b>400m T36</b>	Keegan Pitcher		55.23
	William Stedman	4 <sup>th</sup>	56.88
<b>800m T36</b>	William Stedman		2:11.86
	Keegan Pitcher		2:13.49
<b>LJ T36</b>	William Stedman	4 <sup>th</sup>	5.35
<b>LJ T47</b>	Anna Grimaldi	4 <sup>th</sup>	5.21
<b>SP F34</b>	Jessica Hamill		7.77
<b>JT F42/43/44</b>	Rory McSweeney	7 <sup>th</sup>	51.58
<b>JT F46</b>	Holly Robinson		42.41

**5 medals      10 top 8      10 top 16**

## World Para Athletic Championships 2019 – Dubai, UAE

15 athletes (7M, 8W)

<b>100m T35</b>	Jacob Phillips	9 <sup>th</sup>	13.56 (+0.1)
<b>100m T36</b>	Danielle Aitchison	4 <sup>th</sup>	14.60 (+2.5)
	William Stedman	11 <sup>th</sup>	12.51 (+1.5)
<b>100m T37</b>	Libby Leikis	16 <sup>th</sup>	16.30 (+0.2)
<b>100m T44/62/64</b>	Anna Steven	14 <sup>th</sup>	14.51 (+1.2)
	Mitch Joynt	15 <sup>th</sup>	12.40 (+1.6)
<b>100m T45/46/47</b>	Anna Grimaldi	10 <sup>th</sup>	12.80 (-1.0)
<b>200m T35</b>	Jacob Phillips	6 <sup>th</sup>	29.30 (+1.1)
<b>200m T36</b>	Danielle Aitchison		29.86 (+1.0)
<b>200m T37</b>	Libby Leikis	18 <sup>th</sup>	34.08 (+3.4)
<b>200m T44/64</b>	Anna Steven	7 <sup>th</sup>	30.33 (-1.9)
	Mitch Joynt	8 <sup>th</sup>	23.64 (+2.2)
<b>400m T36</b>	William Stedman		54.28
<b>400m T38</b>	Keegan Pitcher	11 <sup>th</sup>	56.74
<b>1500m T38</b>	Keegan Pitcher	13 <sup>th</sup>	04:35.77
<b>LJ T20</b>	Joshua Lush	14 <sup>th</sup>	5.51 (+0.1)
<b>LJ T36</b>	William Stedman	5 <sup>th</sup>	5.39 (-1.5)
<b>LJ T45/46/47</b>	Anna Grimaldi		5.50 (+1.0)
<b>SP F20</b>	Jack Lewer	15 <sup>th</sup>	11.15
<b>SP F34</b>	Jessica Gillan	4 <sup>th</sup>	7.59
<b>SP F37</b>	Lisa Adams		14.80
	Caitlin Dore	7 <sup>th</sup>	9.50
	Ben Tuimaseve	11 <sup>th</sup>	12.08
<b>DT F37/38</b>	Lisa Adams	7 <sup>th</sup>	28.30
	Caitlin Dore	10 <sup>th</sup>	18.79
<b>JT F45/46</b>	Holly Robinson		41.60










5 medals

13 top 8

25 top 16

## Paralympic Games 2020 – Tokyo, JPN (held in 2021)

8 athletes (2M, 6W)

100m T36	Danielle Aitchison		14.62
200m T36	Danielle Aitchison		29.88
200m T64	Anna Steven	8 <sup>th</sup>	28.88
400m T36	William Steadman		54.75
LJ T36	William Stedman		5.64
LJ T47	Anna Grimaldi		5.74
SP F37	Ben Tuimaseve	9 <sup>th</sup>	13.31
SP F37	Lisa Adams		15.12
SP F37	Caitlin Dore	8 <sup>th</sup>	9.03
DT F38	Lisa Adams	7 <sup>th</sup>	29.69
JT F46	Holly Robinson		40.99

7 medals

10 top 8

11 top 16

## Team Officials

### **2006**

IPC Athletics World Championships  
Ali Youngman – Team Manager  
Ben Savage – Head Coach  
Claire Dallison - Coach

### **2008**

Paralympic Games  
Raylene Bates – Team Leader/Head Coach  
Alan Coulston - Coach

### **2011**

IPC Athletics World Championships  
Raylene Bates – Team Leader/Head Coach  
Ali Youngman – Manager  
Steve Willis – Coach  
Jacqui Kerins – Physio  
Yvette Latta – Massage Therapist  
Michael Bates – Video

### **2012**

Paralympic Games  
Raylene Bates – Team Leader/Head Coach

### **2013**

IPC World Para Athletics Championships  
Raylene Bates – Team Leader/Coach

### **2015**

IPC World Para Athletics Championships  
Raylene Bates – Team Leader/Head Coach  
Jonathan Black – Coach  
Helen Littleworth - Physio

### **2016**

Paralympic Games  
Raylene Bates – Team Leader/Head Coach  
Scott Goodman – Coach (Rio)  
Helen Littleworth – Physio  
Jarrod Scott – Physio/Massage

### **2017**

IPC World Para Athletics Championships  
Raylene Bates – Team Leader/Head Coach  
Brett Watton – Team Manager  
Jarrod Scott – Physio  
Brent Ward – Coach

### **2019**

World Para Athletics Championships  
Scott Goodman – Team Leader  
Jess Jones – Team Manager  
Raylene Bates – Team Coach  
John Eden – Team Coach  
Oliver Low – Physio

Jennifer Sayer – Physio  
Cherie Reid – Media

**2020**

Paralympic Games (held in 2021)  
Scott Goodman – Team Leader  
Jess Jones – Operations Manager  
Oli Low – Physio  
Raylene Bates – Coach  
John Eden – Coach  
Brent Ward – Coach  
Valerie Adams – Coach